Examples of wire guides and straightening rollers - Profile A

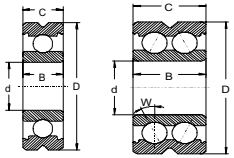

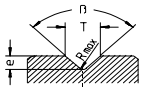

Profile A

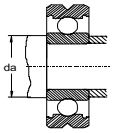

Cages and shields

- **Available**
- **Feasible** (minimum quantity)
- **Out of program**

Profile codes and specialities. (page 93)

- **A :** " V " notch
- **E :** Two-side chamfer
- **K :** Off-centered ring
- **L :** Ring(s) and/our balls with wear resisting coating
- **M :** Different ring widths
- **S :** Stainless steel ring ACD34

Dimensions d	D	B	C	Designation	Angle of contact W	Profile specifications T	e	R max	Limiting speeds rpm x 1'000 Oil	Grease	Contact seals	Basic load ratings Dyn. Cr	Stat. Cor	Abutment dimensions da min	Mass	Designation
mm						mm						kN	kN	mm	~ gr	
0	26	24	7	(1) A0KM00	-	6.29	2.1	-	90	36	30	20	3.280	1.360	10.0	25.3	A0KM00
3	10	4	4	A300	-	0.61	0.26	0.1	90	48	40	26	0.644	0.229	4.2	1.6	A300
	10	4	4	A302	-	0.7	0.31	0.1	90	48	40	26	0.644	0.229	4.2	1.4	A302
	11	17	16	AT3M00 *double rows*	-	0.6	0.26	0.1	90	48	40	26	0.991	0.457	4.2	7.8	AT3M00
	13	4	4	A301	-	0.6	0.26	0.1	90	48	40	26	0.644	0.229	4.2	3.3	A301
	13.2	6	7	AKMST3ES00 *double rows*	20	5.96	1.41	2.05	120	48	40	26	1.010	0.440	4.2	3.3	AKMST3ES00 *
	15	23	4	A303	-	0.93	2	-	20	48	40	26	0.644	0.229	4.2	8	A303
4	12	4	4	A404	-	0.91	0.35	0.4	80	43	36	24	0.712	0.272	4.8	2.45	A404
	13	5	5	A401	-	0.6	0.27	0.1	90	45	38	24	1.300	0.486	5.6	3.2	A401
	13	5	5	A405	-	1.04	0.4	0.43	80	45	38	24	1.300	0.486	5.6	3.1	A405
	13	5	5	A406	-	0.8	0.36	0.1	90	45	38	24	1.300	0.486	5.6	3.2	A406
	13	5	5	A400	-	1.45	0.6	0.3	90	43	36	24	0.712	0.272	4.8	3.8	A400
	13	5	5	A407	-	0.95	0.25	0.15	120	45	38	24	1.300	0.486	5.6	3.2	A407
	13	5	5	A408	-	0.87	0.4	0.1	90	45	38	24	1.300	0.486	5.6	3.2	A408
	13	5	5	A409	-	0.7	0.35	0.1	60	45	38	24	1.300	0.486	5.6	3.1	A409
	13	5	5	AL400	-	1.04	0.4	0.43	80	45	38	24	1.300	0.486	5.6	3.2	AL400
	13	17	16	AT4M00 *double rows*	-	0.6	0.26	0.1	90	45	38	24	2.010	0.970	5.6	10.4	AT4M00
	14	5.4	5	A4M00	-	3	0.6	0.3	135	43	36	24	0.712	0.272	4.8	4.66	A4M00
	16	5	5	A402	-	1.33	0.54	0.5	90	43	36	22	1.880	0.681	6.0	5	A402
	17	5	5	A403	-	1	0.4	0.3	90	43	36	22	1.880	0.681	6.0	6	A403
	18	5	5	A410	-	2.08	1	0.1	90	43	36	22	1.880	0.681	6.0	6.2	A410

Designation	Cage Y Shields Open	Z	2Z	RSR	2RSR	RSF	2RSF	RSV	2RSV	Cage J Shields Open	Z	2Z	RSR	2RSR	RSF	2RSF	RSV	2RSV	Cage T9H Shields Open	Z	2Z	RSR	2RSR	RSF	2RSF	RSV	2RSV	Cage TBH Shields Open	Z	2Z	RSR	2RSR	RSF	2RSF	RSV	2RSV
A0KM00	■	■	■	■	■	■	■	▒	▒										■	■	■	■	■	■	■	▒	▒	■	■	▒	▒	■	▒	▒	▒	▒
A300	■	■	■	■	■	▒	▒	▒	▒										■	■	■	■	■	▒	▒	▒	▒	▒	▒	▒	▒	▒	▒	▒	▒	▒
A302	■	■	■	■	■	▒	▒	▒	▒										■	■	■	■	■	▒	▒	▒	▒	▒	▒	▒	▒	▒	▒	▒	▒	▒
AT3M00																			■	■	■	■	■	▒	▒	▒	▒	▒	▒	▒	▒	▒	▒	▒	▒	▒
A301	■	■	■	■	■	▒	▒	▒	▒										■	■	■	■	■	▒	▒	▒	▒	▒	▒	▒	▒	▒	▒	▒	▒	▒
AKMST3ES00 *																			■									▒								
A303	■	■	■	■	■	▒	▒	▒	▒										■	■	■	■	■	▒	▒	▒	▒	▒	▒	▒	▒	▒	▒	▒	▒	▒
A404	■	■	■	▒	▒	■	■	▒	▒										▒	▒	▒	▒	▒	▒	▒	▒	▒	▒	▒	▒	▒	▒	▒	▒	▒	▒
A401	■	■	■	■	■	▒	▒	▒	▒										■	■	■	■	■	▒	▒	▒	▒	▒	▒	▒	▒	▒	▒	▒	▒	▒
A405	■	■	■	■	■	▒	▒	▒	▒										■	■	■	■	■	▒	▒	▒	▒	▒	▒	▒	▒	▒	▒	▒	▒	▒
A406	■	■	■	■	■	▒	▒	▒	▒										■	■	■	■	■	▒	▒	▒	▒	▒	▒	▒	▒	▒	▒	▒	▒	▒
A400	■	■	■	▒	▒	■	■	▒	▒										▒	▒	▒	▒	▒	▒	▒	▒	▒	▒	▒	▒	▒	▒	▒	▒	▒	▒
A407	■	■	■	■	■	▒	▒	▒	▒										■	■	■	■	■	▒	▒	▒	▒	▒	▒	▒	▒	▒	▒	▒	▒	▒
A408	■	■	■	■	■	▒	▒	▒	▒										■	■	■	■	■	▒	▒	▒	▒	▒	▒	▒	▒	▒	▒	▒	▒	▒
A409	■	■	■	■	■	▒	▒	▒	▒										■	■	■	■	■	▒	▒	▒	▒	▒	▒	▒	▒	▒	▒	▒	▒	▒
AL400	■	■	■	■	■	▒	▒	▒	▒										■	■	■	■	■	▒	▒	▒	▒	▒	▒	▒	▒	▒	▒	▒	▒	▒
AT4M00																			■	■	■	■	■	▒	▒	▒	▒	▒	▒	▒	▒	▒	▒	▒	▒	▒
A4M00	■	■	■	▒	▒	■	■	▒	▒										▒	▒	▒	▒	▒	▒	▒	▒	▒	▒	▒	▒	▒	▒	▒	▒	▒	▒
A402	■	■	■	■	■	▒	▒	▒	▒										▒	▒				▒		▒		■	■		■		▒		▒	
A403	■	■	■	■	■	▒	▒	▒	▒										▒	▒		▒		▒		▒		■	■		■		▒		▒	
A410	■	■	■	■	■	▒	▒	▒	▒										▒	▒		▒		▒		▒		■	■		■		▒		▒	

(1) The inner ring is a shaft, without bore

* Version available with one and two seals RSI

PRECISION BALL BEARINGS STANDARD AND SPECIAL
WIB SA, Champ-Barby 61, 1630 BULLE, Switzerland
Tel: (+41) 26 919 11 22 , Fax: (+41) 26 919 11 20
http:\\www.wib-bearings.com info@wib-bearings.com

Examples of wire guides and straightening rollers - Profile A (Continued)

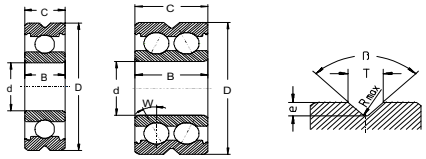

Profile A

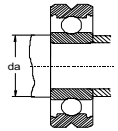

Cages and shields

- **Available**
- **Feasible** (minimum quantity)
- **Out of program**

Profile codes and specialities. (page 93)

- **A :** " V " notch
- **L :** Ring(s) and/our balls with wear resisting coating
- **M :** Different ring widths
- **T :** Two rows of balls

Dimensions d	D	B	C	Designation	Angle of contact W	Profile specifications T	e	R max	Limiting speeds rpm x 1'000 Oil	Grease	Contact seals	Basic load ratings Dyn. Cr	Stat. Cor	Abutment dimensions da min	Mass	Designation
	mm					mm						kN	kN	mm	~ gr	
5	13	9	8	**AT5M05** *double rows*	-	1.5	0.71	0.1	90	45	38	24	2.010	0.970	6.6	6.5	**AT5M05**
	16	5	5	**A500**	-	2	0.56	0.1	120	43	36	22	1.880	0.681	7.0	4.6	**A500**
	16	5	5	**A501**	-	1	0.46	0.1	90	43	36	22	1.880	0.681	7.0	4.8	**A501**
	16	5	5	**A506**	-	1.47	0.65	0.2	90	43	36	22	1.880	0.681	7.0	5.54	**A506**
	16	5	5	**A509**	-	1.5	0.71	0.1	90	43	36	22	1.880	0.681	7.0	4.7	**A509**
	16	5	5	**AL500**	-	2.25	0.6	0.3	120	43	36	22	1.880	0.681	7.0	5.54	**AL500**
	16	5	5	**AL501**	-	1.39	0.55	0.75	60	43	36	22	1.880	0.681	7.0	4.9	**AL501**
	16	5	5	**AL502**	-	1.39	0.55	0.75	60	43	36	22	1.880	0.681	7.0	4.9	**AL502**
	16	5	5	**AL503**	-	1.39	0.55	0.75	60	43	36	22	1.880	0.681	7.0	4.9	**AL503**
	16	10	10	**AT500** *double rows*	-	1.8	0.86	0.1	90	43	36	22	2.830	1.370	7.0	9.4	**AT500**
	16	17	16	**AT5M00** *double rows*	-	1	0.46	0.1	90	43	36	22	2.830	1.370	7.0	14.7	**AT5M00**
	16	17	16	**AT5M01** *double rows*	-	2.08	1	0.1	90	43	36	22	2.830	1.370	7.0	13.7	**AT5M01**
	16	17	16	**AT5M04** *double rows*	-	1.8	0.86	0.1	90	43	36	22	2.830	1.370	7.0	13.7	**AT5M04**
	17	6	6	**A508**	-	1	0.46	0.1	90	41	33	22	1.480	0.618	6.5	6.4	**A508**
	17	8	7.5	**AT5M02** *doubles rows*	20	5.3	1.5	-	100	45	38	24	2.060	0.941	6.6	8.4	**AT5M02**
	17	8	7.5	**AT5M03** *double rows*	20	4.43	1.44	0.5	110	45	38	24	2.060	0.941	6.6	8.4	**AT5M03**
	19	6	6	**A502**	-	1	0.46	0.1	90	38	32	22	2.460	1.050	7.0	8.8	**A502**
	19	6	6	**A510**	-	2	0.56	0.1	120	38	32	22	2.460	1.050	7.0	8.6	**A510**
	19	6	6	**A511**	-	1.5	0.71	0.1	90	38	32	22	2.460	1.050	7.0	8.4	**A511**
	21	6	6	**A507**	-	2.34	0.965	0.5	90	38	32	22	2.460	1.050	7.0	11	**A507**

Designation	Cage Y Shields Open	Z	2Z	RSR	2RSR	RSF	2RSF	RSV	2RSV	Cage J Shields Open	Z	2Z	RSR	2RSR	RSF	2RSF	RSV	2RSV	Cage T9H Shields Open	Z	2Z	RSR	2RSR	RSF	2RSF	RSV	2RSV	Cage TBH Shields Open	Z	2Z	RSR	2RSR	RSF	2RSF	RSV	2RSV
AT5M05																			■	■	■	■	■														
* **A500**	■	■	■	■	■																							■	■		■						
* **A501**	■	■	■	■	■																							■	■		■						
* **A506**	■	■	■	■	■																							■	■		■						
* **A509**	■	■	■	■	■																							■	■		■						
* **AL500**	■	■	■	■	■																							■	■		■						
* **AL501**	■	■	■	■	■																							■	■		■						
* **AL502**	■	■	■	■	■																							■	■		■						
* **AL503**	■	■	■	■	■																							■	■		■						
* **AT500**																												■	■	■	■	■					
* **AT5M00**																												■	■	■	■	■					
* **AT5M01**																												■	■	■	■	■					
* **AT5M04**																												■	■	■	■	■					
A508	■	■	■	■	■														■	■	■	■	■														
AT5M02																			■	■	■	■	■														
AT5M03																			■	■	■	■	■														
A502	■	■	■	■	■	■	■	■	■										■	■	■	■	■	■	■	■	■	■	■		■		■		■		■
A510	■	■	■	■	■	■	■	■	■										■	■	■	■	■	■	■	■	■	■	■		■		■		■		■
A511	■	■	■	■	■	■	■	■	■										■	■	■	■	■	■	■	■	■	■	■		■		■		■		■
A507	■	■	■	■	■	■	■	■	■										■	■	■	■	■	■	■	■	■	■	■		■		■		■		■

* Version available with TNH cage

PRECISION BALL BEARINGS STANDARD AND SPECIAL
WIB SA, Champ-Barby 61, 1630 BULLE, Switzerland
Tel: (+41) 26 919 11 22 , Fax: (+41) 26 919 11 20
http:\\www.wib-bearings.com info@wib-bearings.com

Examples of bearings for linear guide systems - Profile B

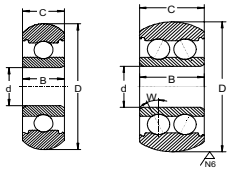

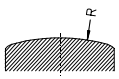

Profile B

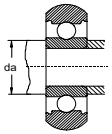

Cages and shields

- **Available**
- **Feasible** (minimum quantity)
- **Out of program**

Profile codes and specialities. page 93)

- **B** : Convex profile
- **K** : Raceway off centered
- **M** : Ring larger than the other
- **S** : Ring in stainless steel X 65 Cr 13 (ACD34)
- **T** : Double row
- **X** : Special form not identified by one of the other codes

Dimensions d	D	B	C	Designation	Angle of contact W	Profile specification R max	Limiting speeds rpm x 1'000 Oil	Grease	Contact seals	Basic load ratings Dyn. Cr	Stat. Cor	Abutment dimensions da min		Mass	Designation	Cage Y Shields Open	Z	2Z	RSR	2RSR	RSF	2RSF	RSV	2RSV	Cage J Shields Open	Z	2Z	RSR	2RSR	RSF	2RSF	RSV	2RSV	Cage T9H Shields Open	Z	2Z	RSR	2RSR	RSF	2RSF	RSV	2RSV	Cage TBH Shields Open	Z	2Z	RSR	2RSR	RSF	2RSF	RSV	2RSV
	mm					mm				kN	kN	mm		~ gr																																					
4	13	5	5	**B400**	-	9.5	45	38	24	1.300	0.486	5.6	11.4	1.6	**B400**	■	■	■	■	■	▒	▒	▒	▒										■	■	■	■	■	▒	▒	▒	▒	▒	▒	▒	▒	▒	▒	▒	▒	▒	▒
	13	5	5	**BS4S00**	-	75	45	38	24	1.300	0.486	5.6	11.4	3.2	**BS4S00**	■	■	■	■	■	▒	▒	▒	▒										■	■	■	■	■	▒	▒	▒	▒	▒	▒	▒	▒	▒	▒	▒	▒	▒	▒
5	16	5	5	**BX500**	-	8.05	43	36	22	1.880	0.681	7.0	14.0	4.9	**BX500**	■	■	■	■	■	▒	▒	▒	▒										▒	▒		▒		▒		▒			■	■		■		▒		▒	
	16	6	5	**B5M00**	-	8	43	36	22	1.880	0.681	7.0	14.0	4.8	**B5M00**	■	■	■	■	■	▒	▒	▒	▒										▒	▒		▒		▒		▒			■	■		■		▒		▒	
6	19	6	6	**B600**	-	500	38	32	22	2.460	1.050	8.0	17.0	8.4	**B600**	■	■	■	■	■	■	■	■	■										■	■	■	■	■	■	■	■	■	■	■	▒	■	▒	■	▒	■	▒	■	▒
7	22	7	7	**B701**	-	11	36	30	20	3.280	1.360	9.0	20.0	12.8	**B701**	■	■	■	■	■	■	■	▒	▒										■	■	■	■	■	■	■	▒	▒	■	■	▒	■	▒	■	▒	▒	▒	▒
	22.8	7	7	**B700**	-	4.762	38	32	22	2.460	1.050	9.0	17.0	15	**B700**	■	■	■	■	■	■	■	■	■										■	■	■	■	■	■	■	■	■	■	■	▒	■	▒	■	▒	■	▒	■	▒
	22.9	7	7	**B702**	-	4.6	38	32	22	2.460	1.050	9.0	17.0	14	**B702**	■	■	■	■	■	■	■	■	■										■	■	■	■	■	■	■	■	■	■	■	▒	■	▒	■	▒	■	▒	■	▒
8	22	7	7	**B800**	-	500	36	30	20	3.280	1.360	10.0	20.0	12	**B800**	■	■	■	■	■	■	■	▒	▒										■	■	■	■	■	■	■	▒	▒	■	■	▒	■	▒	■	▒	▒	▒	▒
	22	7	7	**B804**	-	11	36	30	20	3.280	1.360	10.0	20.0	12.4	**B804**	■	■	■	■	■	■	■	▒	▒										■	■	■	■	■	■	■	▒	▒	■	■	▒	■	▒	■	▒	▒	▒	▒
	22	8	7	**B8M00**	-	500	38	32	22	2.460	1.050	10.0	20.0	13	**B8M00**	■	■	■	■	■	■	■	■	■										■	■	■	■	■	■	■	■	■	■	■	▒	■	▒	■	▒	■	▒	■	▒
	22	14	14	**BMT8K00** *double rows*	-	100	36	30	20	5.050	2.710	10.0	20.0	21.7	**BMT8K00**																			■	■	■	■	■	■	■	▒	▒	■	■	■	■	■	■	■	▒	▒
	22	14	22	**BMT800** *double rows*	-	100	36	30	20	5.050	2.710	10.0	20.0	24.5	**BMT800**																			■	■	■	■	■	■	■	▒	▒	■	■	■	■	■	■	■	▒	▒
	22	14	22	**SBMT800** *double rows*	-	100	36	30	20	5.050	2.710	10.0	20.0	24.5	**SBMT800**																			■	■	■	■	■	■	■	▒	▒	■	■	■	■	■	■	■	▒	▒

See track rollers spherical, pages 46-53

* Version available with TNH cage

PRECISION BALL BEARINGS STANDARD AND SPECIAL
WIB SA, Champ-Barby 61, 1630 BULLE, Switzerland
Tel: (+41) 26 919 11 22 , Fax: (+41) 26 919 11 20
http:\\www.wib-bearings.com info@wib-bearings.com

Examples of bearings for linear guide systems - Profile C

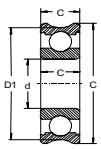

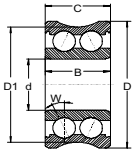

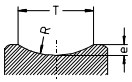

Profile C

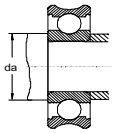

Cages and shields

- **Available**
- **Feasible** (minimum quantity)
- **Out of program**

Profile codes and specialities.(page 93)

- **C** : Concave profile
- **M** : Ring larger than the other
- **S** : Ring in stainless steel X 65 Cr 13 (ACD34)
- **T** : Double row
- **X** : Special form not identified by one of the other codes

Dimensions d	D	B	C	Designation	Angle of contact W	Profil specifications T	e	R max	D1	Limiting speeds rpm x 1'000 Oil	Grease	Contact seals	Basic load ratings Dyn. Cr	Stat. Cor	Abutment dimensions da min	Mass	Designation
	mm					mm							kN	kN	mm	~ gr	
3	12	4.4	4	**C3M00**	-	2.47	0.9	1.3	10.2	48	40	26	0.644	0.229	4.2	2.2	**C3M00**
	13	4	4	**C300**	-	2.56	1.075	1.4	10.85	48	40	26	0.644	0.229	4.2	3.3	**C300**
4	16	5	5	**C400**	-	1.25	0.3	0.8	15.4	43	36	22	1.880	0.680	6.0	5	**C400**
	17	5	5	**C401**	-	3	0.67	2	15.65	43	36	22	1.880	0.680	6.0	6	**C401**
5	18.75	10	8.94	**CT5M00** *double rows*	20	6	1.938	3.175	12	45	38	24	2.060	0.941	6.6	6.1	**CT5M00**
6	17	6	6	**C603**	-	2.48	1.1	1.25	14.8	41	33	22	1.480	0.618	7.5	5.8	**C603**
	19	6	6	**C600**	-	3.32	0.5	3	18	38	32	22	2.460	1.050	8.0	8.4	**C600**
	21	6	6	**C601**	-	2.04	0.8	1	19.4	38	32	22	2.460	1.050	8.0	10.5	**C601**
	21	6	6	**C602**	-	4.65	1.5	2.6	18	38	32	22	2.460	1.050	8.0	10.5	**C602**
	21	6	6	**C604**	-	1.8	0.9	0.9	19.2	38	32	22	2.460	1.050	8.0	10.5	**C604**
	25	8	7	**C6M00**	-	5.4	2.5	2.6	20	38	32	22	2.460	1.050	8.0	16	**C6M00**
7	26	6.5	6	**SC7M00**	-	4.63	2	2	22	36	30	18	2.700	1.270	9.0	10	**SC7M00**
8	22	7	7	**CX800**	-	3	0.5	2.5	21	36	30	18	2.700	1.270	10.0	12	**CX800**
	22	7	7	**C802**	-	0.7	0.145	0.38	21.71	37	31	21	2.940	1.290	10.0	12	**C802**
	24	7	7	**C800**	-	6.034	1	5.1	22	36	30	20	3.280	1.360	10.0	14	**C800**

Designation	Cage Y Shields Open	Z	2Z	RSR	2RSR	RSF	2RSF	RSV	2RSV	Cage J Shields Open	Z	2Z	RSR	2RSR	RSF	2RSF	RSV	2RSV	Cage T9H Shields Open	Z	2Z	RSR	2RSR	RSF	2RSF	RSV	2RSV	Cage TBH Shields Open	Z	2Z	RSR	2RSR	RSF	2RSF	RSV	2RSV
C3M00	■	■	■	■	■	□	□	□	□										■	■	■	■	■	□	□	□	□	□	□	□	□	□	□	□	□	□	□
C300	■	■	■	■	■	□	□	□	□										■	■	■	■	■	□	□	□	□	□	□	□	□	□	□	□	□	□	□
C400	■	■	■	■	■	□	□	□	□										□	□		□		□		□		■	■		■		□		□		□
C401	■	■	■	■	■	□	□	□	□										□	□		□		□		□		■	■		■		□		□		□
CT5M00																			■	■	■	■	■	□	□	□	□	□	□	□	□	□	□	□	□	□	□
C603	■	■	■	■	■	□	□	□	□										■	■	■	■	■	□	□	□	□	□	□	□	□	□	□	□	□	□	□
C600	■	■	■	■	■	■	■	■	■										■	■	■	■	■	■	■	■	■	■	■	□	■	□	■	□	■	□	□
C601	■	■	■	■	■	■	■	■	■										■	■	■	■	■	■	■	■	■	■	■	□	■	□	■	□	■	□	□
C602	■	■	■	■	■	■	■	■	■										■	■	■	■	■	■	■	■	■	■	■	□	■	□	■	□	■	□	□
C604	■	■	■	■	■	■	■	■	■										■	■	■	■	■	■	■	■	■	■	■	□	■	□	■	□	■	□	□
C6M00	■	■	■	■	■	■	■	■	■										■	■	■	■	■	■	■	■	■	■	■	□	■	□	■	□	■	□	□
SC7M00	□			□	□	□	□	□	□	■			■	■	■	■	□	□	■			■	■	■	■	□	□	□			□	□	□	□	□	□	□
CX800	□			□	□	□	□	□	□	■			■	■	■	■	□	□	■			■	■	■	■	□	□	□			□	□	□	□	□	□	□
C802	□	□	□	□	□	□	□	□	□										□	□	□	□	□	□	□	□	□	□	□	□	□	□	□	□	□	□	□
C800	■	■	■	■	■	■	■	□	□										■	■	■	■	■	■	■	□	□	■	■	□	■	□	■	□	□	□	□

PRECISION BALL BEARINGS STANDARD AND SPECIAL
WIB SA, Champ-Barby 61, 1630 BULLE, Switzerland
Tel: (+41) 26 919 11 22 , Fax: (+41) 26 919 11 20
http:\\www.wib-bearings.com info@wib-bearings.com

Examples of bearings for linear guide systems - Profiles D and E

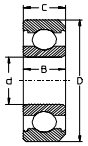

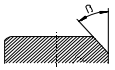

Profile D

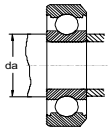

Cages and shields

- **Available**
- **Feasible** (minimum quantity)
- **Out of program**

Profile codes and specialities. (page 93)

- **D** : One-side chamfer
- **E** : Double side chamfer
- **M** : Ring larger than the other
- **S** : Ring in stainless steel X 65 Cr 13 (ACD34)
- **SD** : Without groove for protections on the outer ring

d	Dimensions D	B	C	Designation	Profile specification	Limiting speeds rpm x 1'000 Oil	Grease	Contact seals	Basic load ratings Dyn. Cr	Stat. Cor	Abutment dimensions da min	Mass	Designation	Cage Y Shields									Cage J Shields									Cage T9H Shields									Cage TBH Shields								
	mm								kN	kN	mm	~ gr		Open	Z	2Z	RSR	2RSR	RSF	2RSF	RSV	2RSV	Open	Z	2Z	RSR	2RSR	RSF	2RSF	RSV	2RSV	Open	Z	2Z	RSR	2RSR	RSF	2RSF	RSV	2RSV	Open	Z	2Z	RSR	2RSR	RSF	2RSF	RSV	2RSV
4	12	4	4	**DMS4ES00**	45	43	36	24	0.712	0.272	4.8	2.5	**DMS4ES00**	■	■	■	■	■	■	■																													
	12.7	3.967	3.967	**D4E00**	35	43	36	24	0.712	0.272	4.8	2.6	**D4E00**	■	■	■	■	■	■	■																													
	13	3.925	4	**DMS4S00**	45	43	36	24	0.712	0.272	4.8	3.1	**DMS4S00**	■	■	■	■	■	■	■																													
	13	5	5	**D400**	45	45	38	24	1.300	0.486	5.6	2.8	**D400**	■	■	■	■	■															■	■	■	■	■											
	13	5	5	**DS4S00**	45	45	38	24	1.300	0.486	5.6	3.2	**DS4S00**	■	■	■	■	■															■	■	■	■	■											
7	25	6.925	7	**DM700**	45	36	30	20	3.280	1.360	9	18.2	**DM700**	■	■	■	■	■	■	■													■	■	■	■	■	■	■			■	■		■		■		
8	25	6.9	7	**DMS8ES00**	45	36	30	20	3.280	1.360	10	17	**DMS8ES00**	■	■	■	■	■	■	■													■	■	■	■	■	■	■			■	■		■		■		
	25	7	7	**D8E01**	35	36	30	20	3.280	1.360	10	18	**D8E01**	■	■	■	■	■	■	■													■	■	■	■	■	■	■			■	■		■		■		
	25	7	7	**D8E00**	35	36	30	20	3.280	1.360	10	16	**D8E00**										■	■	■																							
10	34	8.92	9	**DM1000**	45	32	26	17	5.970	2.630	14	38	**DM1000**	■	■	■	■	■															■	■	■	■	■					■	■		■				
	34	9	9	**D10E00**	35	32	26	17	5.970	2.630	14	42	**D10E00**	■	■	■	■	■															■	■	■	■	■					■	■		■				
12.7	28.575	7.938	7.938	**D12,700**	8	32	26	17	5.100	2.370	14.7	19.1	**D12,700**	■	■	■	■	■	■	■													■	■	■	■	■	■	■			■	■		■		■		

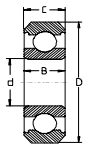

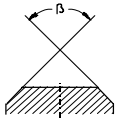

Profile E

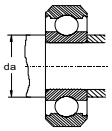

														Cage Y Shields									Cage J Shields									Cage T9H Shields									Cage TBH Shields								
														Open	Z	2Z	RSR	2RSR	RSF	2RSF	RSV	2RSV	Open	Z	2Z	RSR	2RSR	RSF	2RSF	RSV	2RSV	Open	Z	2Z	RSR	2RSR	RSF	2RSF	RSV	2RSV	Open	Z	2Z	RSR	2RSR	RSF	2RSF	RSV	2RSV
4.762	12.7	3.967	3.967	**E4,7SD00**	103	43	36	24	0.712	0.272	5.6	10.6	2.4	**E4,7SD00**	■																		■									■								
6	18	7.6	7.6	**E600**	90	43	36	24	1.060	0.425	7	12	11.1	**E600**	■	■	■	■	■														■	■	■	■	■	■	■			■	■		■		■		
8	29	7.5	7	**E8M00**	90	39	33	20	3.330	1.370	10	23	24.6	**E8M00**									■	■	■								■	■	■	■	■	■	■			■	■		■		■		
15	42	11	11	**E15SD00**	90	26	20	13	7.730	3.760	19	32	85	**E15SD00**	■								■										■									■								

PRECISION BALL BEARINGS STANDARD AND SPECIAL
WIB SA, Champ-Barby 61, 1630 BULLE, Switzerland
Tel: (+41) 26 919 11 22 , Fax: (+41) 26 919 11 20
http:\\www.wib-bearings.com info@wib-bearings.com