

Radial Insert Ball Bearings Mounted Units

Recommended Combinations

Technical Product Information TPI 106

Radial Insert Ball Bearings, Combined with Cast Iron Housings –

	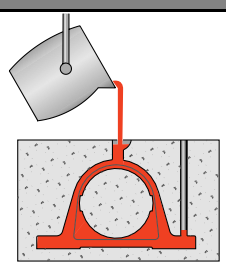					
		GG ASE d = 12 to 120	**GG SAO** d = 30 to 100 Heavy series	**GG SHE** d = 12 to 60	**GG LCTE** d = 12 to 40 Without lubrication hole	**GG GLCTE** d = 12 to 40
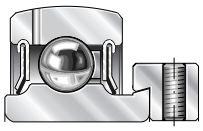	**RAE..NPPB** d = 12 to 50 (excluding 45) Without lubrication holes				**FLCTE** d = 12 to 40	
	GRAE..NPPB d = 12 to 60	**PASE** d = 12 to 60		**PSHE** d = 12 to 60		**GLCTE** d = 12 to 40
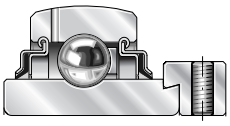	**GE..KRRB** d = 17 to 120	**RASE** d = 17 to 120		**RSHE** d = 17 to 60		
	GNE..KRRB d = 30 to 100 Heavy series		**RSAO** d = 30 to 100			
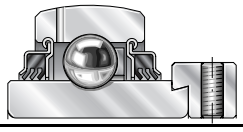	**GE..KPPB-3** d = 20 to 80 With triple-lip seals	**TASE** d = 20 to 80		**TSHE** d = 20 to 60		
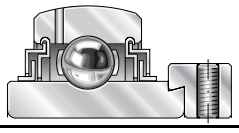	**GE..KLLHB** d = 20 to 50 With labyrinth seals	**LASE** d = 20 to 50		**LSHE** Diameters available on request		
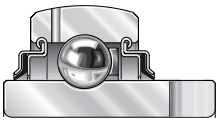	**GLE..KRRB** d = 20 to 70 Non-locating bearings	**RASEL** d = 20 to 70				
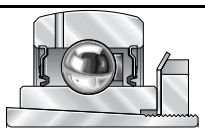	**GSH..RRB** d = 20 to 50 Bearings with adapter sleeves	**RASEA** d = 20 to 40		**RSHEA** Diameters available on request		
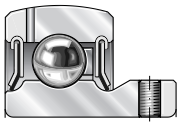	**AY..NPPB** d = 12 to 30 Without lubrication holes				**FLCTEY** d = 12 to 30	
	GAY..NPPB d = 12 to 60	**PASEY** d = 12 to 60		**PSHEY** d = 12 to 60	**FLCTEY** d = 35 to 40	**GLCTEY** Diameters available on request
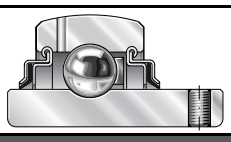	**GYE..KRRB** d = 12 to 90	**RASEY** d = 12 to 90		**RSHEY** d = 15 to 60		

Recommended Combinations
The other designations indicate alternative combinations. Please contact INA for details.

Recommended Combinations

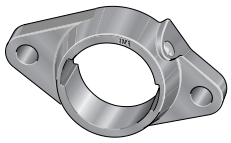								
GG CJT d = 12 to 75	**GG CJTZ** d = 20 to 60 With centering pilot	**GG CFT** d = 12 to 50 Lower section height than CJT	**GG ME** d = 20 to 120	**GG MEO** d = 30 to 100 Heavy series	**GG FE** d = 25 to 60	**GG CJ** d = 12 to 120	**GG CJO** d = 30 to 100 Heavy series	**GG CF** d = 20 to 50 Lower section height than CJT
PCJT d = 12 to 60		**PCFT** d = 12 to 50	**PME** d = 20 to 60			**PCJ** d = 12 to 60		**PCF** d = 20 to 50
RCJT d = 17 to 75	**RCJTZ** d = 20 to 60		**RME** d = 20 to 120		**RFE** d = 25 to 60	**RCJ** d = 17 to 120		
				RMEO d = 30 to 100			**RCJO** d = 30 to 100	
TCJT d = 20 to 75			**TME** d = 20 to 80		**TFE** d = 25 to 60	**TCJ** d = 20 to 80		
LCJT d = 20 to 50			**LME** Diameters available on request					
RCJTL Diameters available on request			**RMEL** Diameters available on request			**RCJL** d = 30 to 70		
RCJTA d = 20 to 40			**RMEA** Diameters available on request			**RCJA** Diameters available on request		
PCJTY d = 12 to 60		**PCFTY** Diameters available on request	**PMEY** d = 20 to 60			**PCJY** d = 12 to 60		
RCJTY d = 12 to 75			**RMEY** d = 20 to 90			**RCJY** d = 12 to 90		

			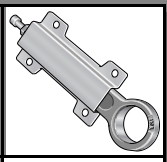			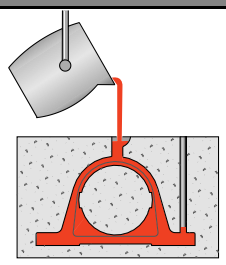
GG CFTR d = 12 to 50	**GG TUE** d = 20 to 120	**GG TUEO** d = 80 to 100 Heavy series	**HUSE** **HUE** d = 20 to 50	**GG HE** d = 20 to 50	**GG SFT** d = 20 to 35	
						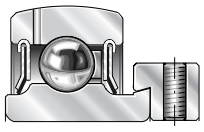
PCFTR d = 12 to 50	**PTUE** d = 20 to 60		**PHUSE** d = 25 to 50	**PHE** d = 20 to 50	**PSFT** d = 20 to 35	
	RTUE d = 20 to 120			**RHE** d = 20 to 50		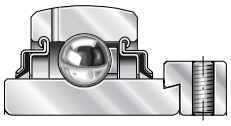
		RTUEO d = 80 to 100				
	TTUE d = 20 to 80			**THE** d = 20 to 50		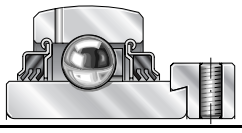
						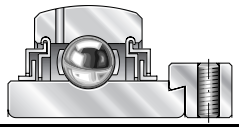
	RTUEL Diameters available on request					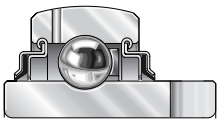
						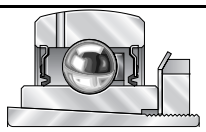
						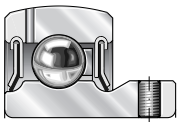
	PTUEY d = 20 to 60			**PHEY** d = 20 to 45		
	RTUEY d = 20 to 80					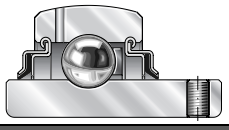

Radial Insert Ball Bearings, Combined with Sheet Steel Housings

		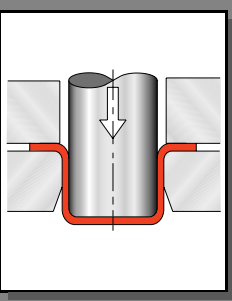	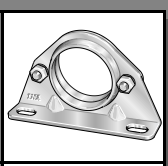	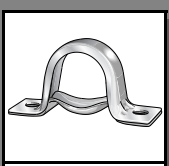	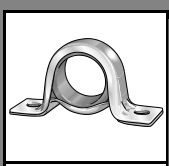	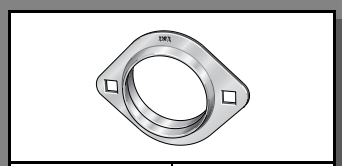	
			GEH PBS d = 12 to 40	**GEH BT** d = 12 to 30	**GEH BT GRG** d = 12 to 30	**LST (Set of 2)** d = 20, 25	**MST (Set of 2)** d = 12 to 40
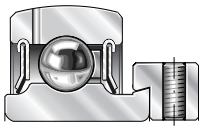	**RALE..NPPB** d = 20 to 30 Light series, without lubrication holes				**RPB** d = 30	**RALT** d = 20, 25	
	RAE..NPPB d = 12 to 50 (excluding 45) Without lubrication holes	**PBS** d = 12 to 40	**PB** d = 12 to 30	**RPB** d = 12 to 25		**RAT** d = 12 to 40
	GRAE..NPPB d = 12 to 60					
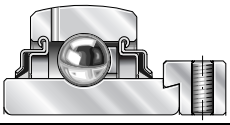	**GE..KRRB** d = 17 to 120	**RBS** d = 17 to 40	**RB** d = 17 to 30			**RRT** d = 17 to 40
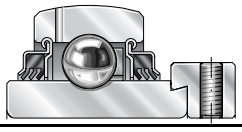	**GE..KPPB-3** d = 20 to 80 With triple-lip seals	**TBS** d = 20 to 40	**TB** d = 20 to 30			**RTT** d = 20 to 40
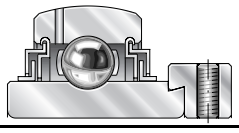	**GE..KLLHB** d = 20 to 50 With labyrinth seals	**LBS** d = 20 to 40	**LB** d = 20 to 30			**RLT** d = 20 to 40
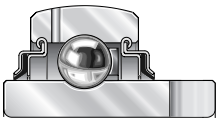	**GLE..KRRB** d = 20 to 70 Non-locating bearings	**RBSL** d = 20 to 40	**RBL** d = 20 to 30			**RRTL** d = 20 to 40
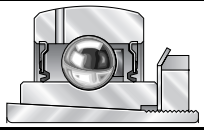	**GSH..RRB** d = 20 to 50 Bearings with adapter sleeves	**RBSA** d = 20 to 50	**RBA** d = 20 to 30			**RRTA** d = 20 to 40
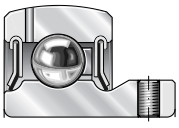	**AY..NPPB** d = 12 to 30 Without lubrication holes	**PBSY** d = 12 to 30	**PBY** d = 12 to 30			**RATY** d = 12 to 30
	GAY..NPPB d = 12 to 60	**PBSY** d = 35 to 40				**RATY** d = 35 to 40
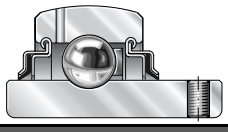	**GYE..KRRB** d = 12 to 90	**RBSY** d = 12 to 40	**RBY** d = 12 to 30			**RRTY** d = 12 to 40

Recommended Combinations
For the other designations, housings and bearings must be ordered and will be delivered separately.

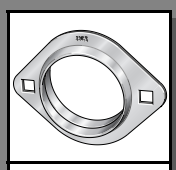	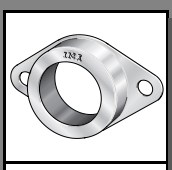			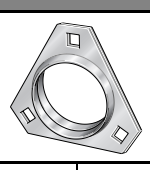		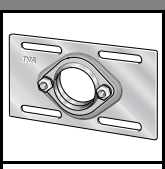	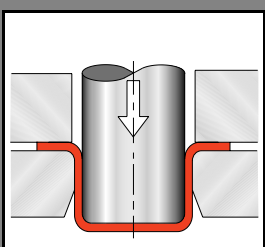
CSLT **CST** d = 20 to 30	**RCSMF** **GRG** d = 12 to 30	**MSB** **(Set of 2)** d = 12 to 60	**MSA** **MSB** d = 20 to 50 Relubricable	**LSTR** **(Set of 2)** d = 20 to 30 Light series	**MSTR** **(Set of 2)** d = 20 to 35	**GEH** **MSTU** d = 25 to 30	
PCSLT d = 20 to 30				**RALTR** d = 20 to 30			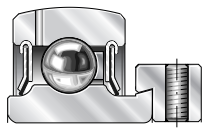
	RCSMF d = 12 to 30	**RA** d = 12 to 40			**RATR** d = 20 to 35		
		RA d = 45 to 60	**GRA** d = 20 to 50			**MSTU** d = 25 to 30	
		RR d = 17 to 60	**GRR** d = 20 to 50		**RRTR** d = 20 to 35		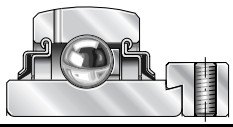
		TR d = 20 to 60	**GTR** d = 20 to 50		**RTTR** d = 20 to 35		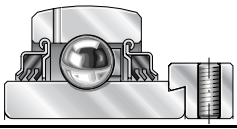
		LR d = 20 to 50	**GLR** d = 20 to 50		**RLTR** d = 20 to 35		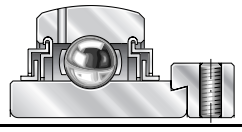
		RRL d = 20 to 60	**GRRL** d = 20 to 50		**RRTRL** d = 20 to 35		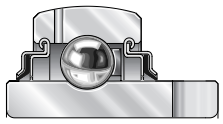
		RRA d = 20 to 40	**GRRA** d = 20 to 40		**RRTRA** d = 20 to 35		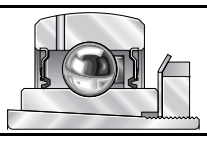
		RAY d = 12 to 30			**RATRY** d = 20 to 30		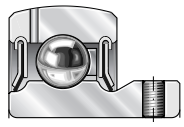
		RAY d = 35 to 60	**GRAY** d = 20 to 50		**RATRY** d = 35		
		RRY d = 12 to 60	**GRRY** d = 20 to 50		**RRTRY** d = 20 to 35		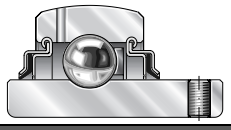

Corrosion-Protected Cast Iron Mounted Units

		GG ASE..FA125 d = 12 to 60	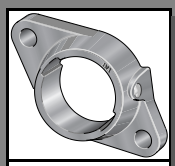 **GG CJT..FA125** d = 12 to 60	 **GG CJ..FA125** d = 12 to 60	**GEH PBS** d = 12 to 40	**GEH BT** d = 12 to 30
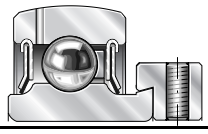	**GRAE..NPPB FA 125** d = 12 to 60	**PASE..FA 125** d = 12 to 60	**PCJT..FA 125** d = 12 to 60	**PCJ..FA 125** d = 12 to 60	**PBS..FA 125** d = 12 to 40	**PB..FA 125** d = 12 to 30
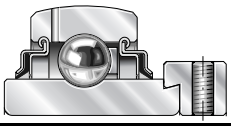	**GE..KRRB FA 125** d = 20 to 50	**RASE..FA 125** d = 20 to 50	**RCJT..FA 125** d = 20 to 50	**RCJ..FA 125** d = 20 to 50	**RBS..FA 125** d = 20 to 40	**RB..FA 125** d = 20 to 30
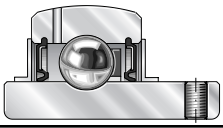	**GYE..KRRB VA** d = 12 to 40					

Cast Iron Mounted Units for Higher Temperatures

	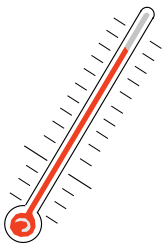	**GG ASE** d = 12 to 120	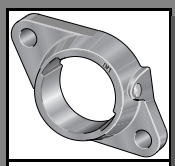 **GG CJT** d = 12 to 75	 **GG CJ** d = 12 to 120	 **GG TUE** d = 20 to 120
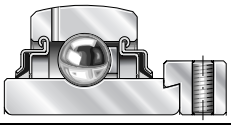	**GE..KRRB FA 101T** d = available on request For temperatures from –40 °C to +150 °C	**RASE..FA101T** Diameters available on request	**RCJT..FA101T** Diameters available on request	**RCJ..FA101T** Diameters available on request	**RTUE..FA101T** Diameters available on request
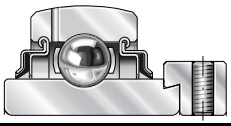	**GE..KRRB FA 164.1** d = 17 to 120 For temperatures from –20 °C to +250 °C	**RASE..FA164.1** d = 20 to 120	**RCJT..FA164.1** d = 30 to 50	**RCJ..FA164.1** d = 25 to 90	**RTUE..FA164.1** Diameters available on request
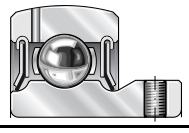	**GAY..NPPB FA 164.1** d = 12 and 15 For temperatures from –20 °C to +250 °C	**PASEY..FA164.1** d = 12, 15	**RCJTY..FA164.1** d = 12, 15	**PCJY..FA164.1** d = 12, 15	
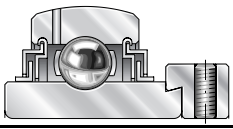	**GE..KLLHB** d = 20 to 50 With labyrinth seal For temperatures from –40 °C to +150 °C	**LASE** d = 20 to 50	**LCJT** d = 20 to 50	**LCJ** Diameters available on request	
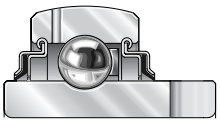	**GLE..KRRB** d = 20 to 70, Non-locating bearings For temperatures from –40 °C to +150 °C	**RASEL** d = 20 to 70	**RCJTL** Diameters available on request	**RCJL** d = 20 to 70	**RTUEL** Diameters available on request

Recommended Combinations

Radial Insert Ball Bearings and Sheet Steel Housings

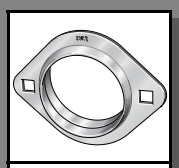

MST..FA 125 (Set of 2) d = 12 to 40	**MSB..FA 125 (Set of 2)** d = 12 to 60	**MSA..FA 125 MSB..FA 125** d = 20 to 50 Relubricable	**MSTR..FA 125** d = 20 to 35	**MSB..VA (Set of 2)** d = 12 to 30	**MSA..VA MSB..VA** d = 20 to 30 Relubricable
RAT..FA 125 d = 12 to 40	**RA..FA 125** d = 12 to 60	**GRA..FA 125** d = 20 to 50	**RATR..FA 125** d = 20 to 35		
RRT..FA 125 d = 20 to 40	**RR..FA 125** d = 20 to 50	**GRR..FA 125** d = 20 to 50	**RRTR..FA 125** d = 20 to 35		
				RRY..VA d = 12 to 30	**GRRY..VA** d = 20 to 30

Sheet steel housings and bearings must be ordered and will be delivered separately.
FA 125 = Special INA Corrotect® coating (zinc-iron-cobalt plating)
VA = Stainless steel

Bearing End Covers

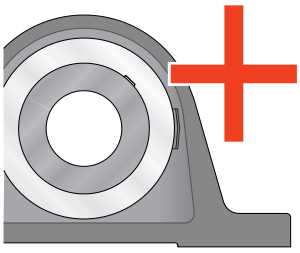

As an accessory, INA supplies plastic bearing end covers to cover shaft ends.
These end covers provide:

- Protection against injury by rotating shafts
- Added protection against contamination

Bearing end covers are available for:

- Mounted units PASE.., PASE..FA 125, RASE.., RASE..FA 125, PSHE.., RSHE.., PCJT.., PCJT..FA 125, RCJT.., RCJT..FA 125, PME.., RME.., PCJ.., PCJ..FA 125, RCJ.., and RCJ..FA 125, for shaft diameters of 20, 25, 30, 35, 40, 50 and 60 mm
  Please contact INA for details.

Housings have a mounting groove for end covers on the locking collar side.

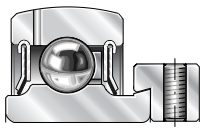

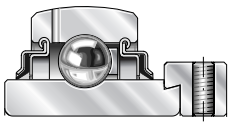

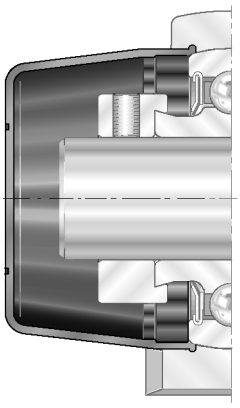

Features and Selection of Mounted Units

INA housings are robust machine elements that are ready to install and particularly easy to fit. They provide reliable and economical bearing arrangements for standard operating conditions as well as for work in damp and heavily contaminated environments.

These units have proven effective over the long term and are available in many different series.
The standard design consists of:

- A pillow block or flanged housing unit
- Radial insert ball bearings, greased and with seals on both sides

Cast Iron or Sheet Steel Housings

The housings are made of cast iron or sheet steel.

Cast iron housings are unsplit, have a high tensile strength, and are threaded for standard SAE grease nipples for lubrication of the radial insert ball bearings. Sheet steel housings are split-design units made from deep drawn sheet steel and are suitable for medium tensile loads.

Radial Insert Ball Bearings

The radial insert ball bearings have a spherical outside surface on the outer ring that is adapted to the housing bore, as well as inner rings extended on one or both sides, and contact or non-contact seals. The bearings are fastened on the shaft radially by an eccentric locking collar or two set screws in the inner ring.

Compensation of Misalignment

The spherical interface between the bearing and the housing allows the outer ring of the radial insert ball bearing in the housing bore to compensate for shaft misalignment errors. This compensating feature corrects tilting of the shaft caused by inaccuracies in assembly or the tolerances of surrounding structures.

Special Applications

In addition to the standard designs, mounted units are also available for higher operating temperatures and in a corrosion resistant version.

INA Catalog “Ball Bearings, Housed Bearing Units”

This catalog contains a description of INA’s entire product line for these bearings and mounted units, as well as information on additional INA products, such as idler pulleys and sprockets.

Criteria for Mounted Unit Identification:

① Find the housing in the top row

② Find the bearing in the first column

③ The point in the chart where the bearing and the housing intersect
– features the recommended mounted unit for this combination

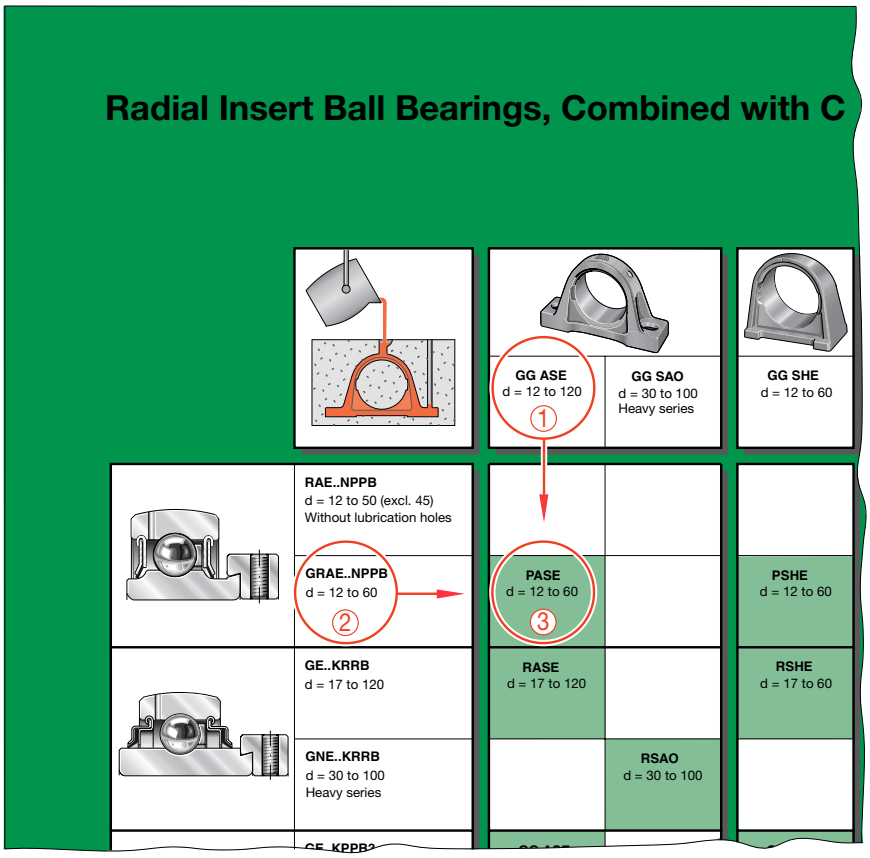

INA Wälzlager Schaeffler oHG

91072 Herzogenaurach (Germany)
www.ina.com

Germany:
Telefon 0180 / 5 00 38 72
Telefax 0180 / 5 00 38 73
E-Mail info@ina.com

Other Countries:
Telefon +49 / 91 32 / 82-0
Telefax +49 / 91 32 / 82-49 50

Sach-Nr. 004-408-969/TPI 106 US-D 01015 ○ · Printed in Germany