

# OYNAK MAKARALI RULMANLAR ve OYNAK MAKARALI EKSENEL RULMANLAR



**OYNAK MAKARALI RULMANLAR — 1**

Tolerans Deęerleri — 4

İç Boşluk — 9

Boyut Tabloları — 10

**OYNAK MAKARALI EKSENEL RULMANLAR — 29**

Tolerans Deęerleri — 29

Boyut Tabloları — 30



## Oynak Makaralı Rulmanlar

### Tasarım ve konfigürasyon

Oynak Makaralı Rulmanlar özellikle montaj hatalarından veya mildeki sehimlerden dolayı eksen kaçıklığının olabileceği uygulamalar için uygundur.

NACHI Oynak Makaralı Rulmanlar uygulama tipine ve rulman büyüklüğüne bağlı olarak birçok farklı tasarımda ve malzeme konfigürasyonunda üretilmektedir.

NACHI Oynak Makaralı Rulmanlarda kullanılan makara, kılavuz bileziği ve kafes tasarımı için aşağıdaki tabloya bakın. Radyal ve eksenel yükleri taşıyabilirler.

### Dikkat

(1) Yüksek eksenel yüklü uygulamalar için eksenel yük (Fa) kesinlikle radyal yükün (Fr) 0,6'sını geçmemelidir. Eksenel yükün 0,6 Fr'yi geçmesi halinde tasarım desteği için lütfen NACHI mühendisleri ile temas kurun.

(2) Salınlı yüklerin (örneğin titreşimli elek uygulamaları) ya da yüksek hızların söz konusu olduğu uygulamalarda tasarım desteği için lütfen NACHI ile temas kurun.




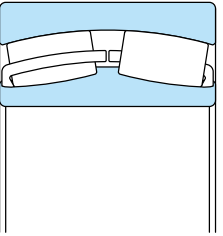
(3) Çok hafif yüklü ya da yüksüz koşullarda kayma hareketi meydana gelerek rulmana zarar verebilir.

Bu hasarı önlemek için rulmanların mutlaka 0,02 Cr'den (temel dinamik yük değeri) daha büyük yüklere tabi tutulması gerekmektedir.

(4) Dinamik yük değeri için rulmanın malzeme katsayısı dikkate alınmaktadır.

\* Bu sadece oynak makaralı rulmanlar için geçerlidir.

### Tasarım ve konfigürasyon

Seri	Tip	EX	EX1	E	E2	E	AEX	AX	A2X	AX		
239						20,26, 44~/1060		28~40				
230				20~36		38~/1000		20~36	38~48			
240			24~36			38~/600, /670,/800				24~36		
231			20~34			36~/800		20~34	36~48			
241			22~32			36~/500				22~34		
222	05~30			32	32	34~68	05~30		32			
232		18,20~30		16,17,19		32~/600		20~30	32~40			
213		11~22		04~10,24				06~22				
223	08~26					28~60	07~26		28,30			
Kesit												
	Makara	Simetrik			Simetrik			Asimetrik			Asimetrik	
	Merkez bileziği	Asılı bilezik			İç bilezik muhafazası			İç bilezik muhafazası			İç bilezik muhafazası	
	Kafes	Preslenmiş çelik			Makinede işlenmiş yüksek dayanımlı pirinç			Makinede işlenmiş yüksek dayanımlı pirinç			Preslenmiş yüksek dayanımlı pirinç	

# Oynak Makaralı Rulmanlar

## Yağlama delikleri ve oluşu

Yağlama amacıyla Oynak Makaralı Rulmanların dış bileziği üzerinde genellikle yağlama delikleri ve oluşu bulunmaktadır. Bağlantı, montaj veya servis koşullarına bağlı olarak dış bilezik üzerinde de yağlama delikleri açılabilir.

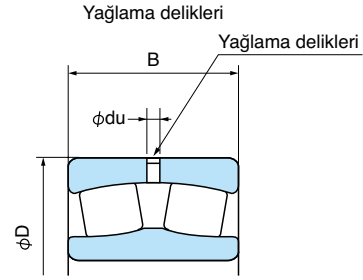
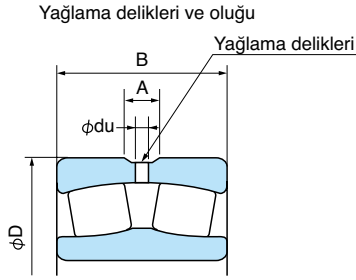
## Sıcaklığa dayanıklı rulmanlar

NACHI Oynak Makaralı Rulmanlar standart olarak ısı dayanım işlemine tabi tutulmaktadır.

Bilezikte yapılacak küçük boyut değişiklikleri ile birlikte 200°C'ye kadar olan sıcaklıklarda kullanılabilir.

## Yağlama delikleri ve oluşu

Dış bilezikteki değişiklikler	Sonek	Parça Numarası Örneği
Yağlama delikleri ve oluşu	W33	22210E W33
Yağlama delikleri	W20	22210E W20



## Yağlama deliklerinin ve oluşun boyutları

Dış bilezik genişliği B (mm)	Seri	23900		Diğerleri	
		A	du	A	du
Üstünde	Dahil				
18	30	7	3	6	3
30	35	8	4	8	3#1
35	40	8	4	8	4#2
40	50	11	5	10	4#3
50	65	12	6	11	5#4
65	80	14	8	14	6#5
80	100	18	10	18	8
100	120	24	12	20	10
120	160	28	15	26	12
160	200	35	20	32	15
200	250	40	20	40	20
250	315	45	25	45	20
315	400	50	25	50	25

## Standart Yağlama Deliği Sayısı

Nominal dış çap D (mm)		Yağlama deliği sayısı
Üstünde	Dahil	
—	180	4
180	250	6
250	315	6
315	400	6
400	500	6
500	—	8

İstisnalar: #1 : 22308 = 4, #2 : 21315 = 3, #3 : 22219, 22220, 23022, 23024 = 5  
#4 : 22317, 22318 = 6, #5 : 23036 = 8

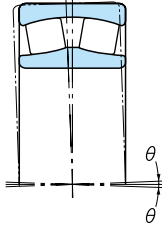
## Eksen Kaçıklığı

Genel servis koşullarında izin verilen maksimum eksen kaçıklığı açısı 2°'dir.

Ancak bu açı seriye, servis koşullarına ve çevredeki yapıya bağlı olarak değişecektir.

Dönüş hızı arttıkça eksenden kaçık rulmanlar daha çok gürültü üretme eğilimindedir.

Gürültü kısıtlamalarından dolayı uygulamada bir rulmandaki maksimum aksenal kaçıklık, izin verilen maksimum kaçıklıktan çok daha düşük olabilir.



## Konik delikli rulmanların montajı

Konik delikli rulmanların montajı için belirli bir seviyede deneyim ve teknik gerekmektedir.

Konik delikli rulmanlar mil üzerine daima temaslı alıştırmaya ile monte edilmektedir.

Mil üzerindeki temaslı alıştırmaya miktarını ölçmek için iç bileziğin aksenal yer değiştirmesi ya da temaslı alıştırmaya nedeniyle radyal iç boşluk azalması kullanılabilir. Genel olarak radyal iç boşluktaki azalmanın ölçülmesi, iç bileziğin aksenal yer değiştirmesinin ölçülmesinden daha güvenli bir yöntemdir.

Birim: mm

Nominal delik çapı d		Radyal boşluk azalması		Eksenal yer değiştirme <sup>1)</sup>				Montaj sonrası iç boşluk <sup>2)</sup>		
				1 : 12	Koniklik	1 : 30	Min.			
Üstünde	Dahil	Min.	Maks.	Min.	Maks.	Min.	Maks.	Normal	C3	C4
24	30	0,015	0,020	0,3	0,35	—	—	0,015	0,020	0,035
30	40	0,020	0,025	0,35	0,4	—	—	0,015	0,025	0,040
40	50	0,025	0,030	0,34	0,45	—	—	0,020	0,030	0,050
50	65	0,030	0,040	0,45	0,6	—	—	0,025	0,035	0,055
65	80	0,040	0,050	0,6	0,75	—	—	0,025	0,040	0,070
80	100	0,045	0,060	0,7	0,9	1,7	2,2	0,035	0,050	0,080
100	120	0,050	0,070	0,75	1,1	1,9	2,7	0,050	0,065	0,100
120	140	0,065	0,090	1,1	1,4	2,7	3,5	0,055	0,080	0,110
140	160	0,075	0,100	1,2	1,6	3,0	4,0	0,055	0,090	0,130
160	180	0,080	0,110	1,3	1,7	3,2	4,2	0,060	0,100	0,150
180	200	0,090	0,130	1,4	2,0	3,5	5,0	0,070	0,100	0,160
200	225	0,100	0,140	1,6	2,2	4,0	5,5	0,080	0,120	0,180
225	250	0,110	0,150	1,7	2,4	4,2	6,0	0,090	0,130	0,200
250	280	0,120	0,170	1,9	2,7	4,7	6,7	0,100	0,140	0,220
280	315	0,130	0,190	2,0	3,0	5,0	7,5	0,110	0,150	0,240
315	355	0,150	0,210	2,4	3,3	6,0	8,2	0,120	0,170	0,260
355	400	0,170	0,230	2,6	3,6	6,5	9,0	0,130	0,190	0,290
400	450	0,200	0,260	3,1	4,0	7,7	10	0,130	0,200	0,310
450	500	0,210	0,280	3,3	4,4	8,2	11	0,160	0,230	0,350
500	560	0,240	0,320	3,7	5,0	9,2	12,5	0,170	0,250	0,360
560	630	0,260	0,350	4,0	5,4	10	13,5	0,200	0,290	0,410
630	710	0,300	0,400	4,6	6,2	11,5	15,5	0,210	0,310	0,450
710	800	0,340	0,450	5,3	7,0	13,3	17,5	0,230	0,350	0,510
800	900	0,370	0,500	5,7	7,8	14,3	19,5	0,270	0,390	0,570
900	1000	0,410	0,550	6,3	8,5	15,8	21	0,300	0,430	0,640
1000	1120	0,450	0,600	6,8	9,0	17	23	0,320	0,480	0,700
1120	1250	0,490	0,650	7,4	9,8	18,5	25	0,340	0,540	0,770

Not: 1) Değerler dolu mil üzerine yapılan montajlar için geçerlidir. Oluklu millerde daha büyük aksenal yer değiştirmelerin uygulanması gerekmektedir.

2) Aşağıdaki durumlarda montaj sonrası radyal iç boşluğa dikkat edin.

- Radyal iç boşluğun tolerans aralığının alt yarısında olması.

- Çalıştırma sırasında iç bilezik ile dış bilezik arasında büyük bir sıcaklık farkının oluşması.

Montaj sonrası iç boşluk mutlaka bu değerlere eşit ya da bu değerlerden yüksek olmalıdır.

# Radyal Yataklar İçin Tolerans Değerleri

## İç Bilezik ve Dış Bilezik Genişliği İçin Tolerans Değerleri

Nominal rulman delik çapı d (mm)		Tek düzlemde ortalama delik çapı sapması (2)								Silindirik delikli	
		$\Delta d_{mp}$								Tek bir delik çapının sapması (2)	
		Sınıf 0		Sınıf 6		Sınıf 5		Sınıf 4		Sınıf 4	
		Çap serisi 0,1,2,3,4									
Üstünde	Dahil	Yüksek	Düşük	Yüksek	Düşük	Yüksek	Düşük	Yüksek	Düşük	Yüksek	Düşük
0,6 <sup>(1)</sup>	2,5	0	-8	0	-7	0	-5	0	-4	0	-4
2,5	10	0	-8	0	-7	0	-5	0	-4	0	-4
10	18	0	-8	0	-7	0	-5	0	-4	0	-4
18	30	0	-10	0	-8	0	-6	0	-5	0	-5
30	50	0	-12	0	-10	0	-8	0	-6	0	-6
50	80	0	-15	0	-12	0	-9	0	-7	0	-7
80	120	0	-20	0	-15	0	-10	0	-8	0	-8
120	150	0	-25	0	-18	0	-13	0	-10	0	-10
150	180	0	-25	0	-18	0	-13	0	-10	0	-10
180	250	0	-30	0	-22	0	-15	0	-12	0	-12
250	315	0	-35	0	-25	0	-18	—	—	—	—
315	400	0	-40	0	-30	0	-23	—	—	—	—
400	500	0	-45	0	-35	—	—	—	—	—	—
500	630	0	-50	0	-40	—	—	—	—	—	—
630	800	0	-75	—	—	—	—	—	—	—	—
800	1000	0	-100	—	—	—	—	—	—	—	—
1000	1250	0	-125	—	—	—	—	—	—	—	—
1250	1600	0	-160	—	—	—	—	—	—	—	—
1600	2000	0	-200	—	—	—	—	—	—	—	—

Nominal rulman delik çapı d (mm)		Tek bir iç bilezik genişliğinin (ya da tek bir dış bilezik genişliğinin) sapması (3)								İç (ya da dış) bilezik genişlik değişimi VBs (veya VCs)			
		$\Delta B_s$ (veya $\Delta C_s$ )								İç bilezik (ya da dış bilezik) (3)			
		Tek rulman				Birleşik rulman (4)				Sınıf 0		Sınıf 6	
		Sınıf 0		Sınıf 6		Sınıf 5		Sınıf 4		Sınıf 0		Sınıf 6	
Üstünde	Dahil	Yüksek	Düşük	Yüksek	Düşük	Yüksek	Düşük	Yüksek	Düşük	Maks.	Maks.	Maks.	Maks.
0,6 <sup>(1)</sup>	2,5	0	-40	0	-40	—	—	0	-250	12	12	5	2,5
2,5	10	0	-120	0	-40	0	-250	0	-250	15	15	5	2,5
10	18	0	-120	0	-80	0	-250	0	-250	20	20	5	2,5
18	30	0	-120	0	-120	0	-250	0	-250	20	20	5	2,5
30	50	0	-120	0	-120	0	-250	0	-250	20	20	5	3
50	80	0	-150	0	-150	0	-380	0	-250	25	25	6	4
80	120	0	-200	0	-200	0	-380	0	-380	25	25	7	4
120	150	0	-250	0	-250	0	-500	0	-380	30	30	8	5
150	180	0	-250	0	-250	0	-500	0	-380	30	30	8	5
180	250	0	-300	0	-300	0	-500	0	-500	30	30	10	6
250	315	0	-350	0	-350	0	-500	0	-500	35	35	13	—
315	400	0	-400	0	-400	0	-630	0	-630	40	40	15	—
400	500	0	-450	—	—	—	—	—	—	50	45	—	—
500	630	0	-500	—	—	—	—	—	—	60	50	—	—
630	800	0	-750	—	—	—	—	—	—	70	—	—	—
800	1000	0	-1000	—	—	—	—	—	—	80	—	—	—
1000	1250	0	-1250	—	—	—	—	—	—	100	—	—	—
1250	1600	0	-1600	—	—	—	—	—	—	120	—	—	—
1600	2000	0	-2000	—	—	—	—	—	—	140	—	—	—

Notlar: (1) Bu çap bu gruba dahildir.

(2) Silindirik delikli rulmanlar için geçerlidir.

(3) Dış bileziğin genişlik sapması ve değişimi iç bileziğin genişlik sapması ve değişimi ile aynıdır. 4 ve 5 nolu sınıf dış bilezik genişlik değişimleri sayfa 7'de listelenmiştir.

(4) Birleşik rulmanlar için yapılan tek rulman bilezikleri için geçerlidir.

(5) Sabit bilyalı rulmanlar veya eğik bilyalı rulmanlar gibi radyal bilyalı rulmanlar için geçerlidir.

Hatırlatmalar: Silindirik delik çapının bu tabloda belirtilen yüksek sapması bilezik yüzeyinden itibaren 1,2 x r (maks.) mesafesi içinde geçerli değildir.

Birim:  $\mu\text{m}$

rulman														Nominal rulman delik çapı d (mm)	
Tek bir radyal düzlemdeki delik çapı değişimi (2) $V_{dp}$										Ortalama delik çapı değişimi (2) $V_{dmp}$					
Sınıf 0			Sınıf 6			Sınıf 5		Sınıf 4		Sınıf 0	Sınıf 6	Sınıf 5	Sınıf 4		
Çap serileri			Çap serileri			Çap serileri		Çap serileri							
7,8,9	0,1	2,3,4	7,8,9	0,1	2,3,4	7,8,9	0,1,2,3,4	7,8,9	0,1,2,3,4	Maks.	Maks.	Maks.	Maks.		
10	8	6	9	7	5	5	4	4	3	6	5	3	2	0,6 <sup>(1)</sup>	2,5
10	8	6	9	7	5	5	4	4	3	6	5	3	2	2,5	10
10	8	6	9	7	5	5	4	4	3	6	5	3	2	10	18
13	10	8	10	8	6	6	5	5	4	8	6	3	2,5	18	30
15	12	9	13	10	8	8	6	6	5	9	8	4	3	30	50
19	19	11	15	15	9	9	7	7	5	11	9	5	3,5	50	80
25	25	15	19	19	11	10	8	8	6	15	11	5	4	80	120
31	31	19	23	23	14	13	10	10	8	19	14	7	5	120	150
31	31	19	23	23	14	13	10	10	8	19	14	7	5	150	180
38	38	23	28	28	17	15	12	12	9	23	17	8	6	180	250
44	44	26	31	31	19	18	14	—	—	26	19	9	—	250	315
50	50	30	38	38	23	23	18	—	—	30	23	12	—	315	400
56	56	34	44	44	26	—	—	—	—	34	26	—	—	400	500
63	63	38	50	50	30	—	—	—	—	38	30	—	—	500	630
—	—	—	—	—	—	—	—	—	—	—	—	—	—	630	800
—	—	—	—	—	—	—	—	—	—	—	—	—	—	800	1000
—	—	—	—	—	—	—	—	—	—	—	—	—	—	1000	1250
—	—	—	—	—	—	—	—	—	—	—	—	—	—	1250	1600
—	—	—	—	—	—	—	—	—	—	—	—	—	—	1600	2000

Birim:  $\mu\text{m}$

Kurulu rulman iç bileziğin radyal eksantrikliği $K_{ia}$								Delikli iç bilezik referans yüzey eksantrikliği $s_d$		Kanallı kurulu rulman iç bilezik yüzey eksantrikliği $s_{ia}$ (5)		Nominal rulman delik çapı d (mm)	
Sınıf 0		Sınıf 6		Sınıf 5		Sınıf 4		Sınıf 5		Sınıf 4			
Maks.		Maks.		Maks.		Maks.		Maks.		Maks.			
Üstünde		Dahil		Üstünde		Dahil		Üstünde		Dahil			
10	5	4	2,5	7	3	7	3	7	3	0,6 <sup>(1)</sup>	2,5		
10	6	4	2,5	7	3	7	3	7	3	2,5	10		
10	7	4	2,5	7	3	7	3	7	3	10	18		
13	8	4	3	8	4	8	4	8	4	18	30		
15	10	5	4	8	4	8	4	8	4	30	50		
20	10	5	4	8	5	8	5	8	5	50	80		
25	13	6	5	9	5	9	5	9	5	80	120		
30	18	8	6	10	6	10	6	10	6	120	150		
30	18	8	6	10	6	10	6	10	6	150	180		
40	20	10	8	11	7	13	8	13	8	180	250		
50	25	13	—	13	—	15	—	15	—	250	315		
60	30	15	—	15	—	20	—	—	—	315	400		
65	35	—	—	—	—	—	—	—	—	400	500		
70	40	—	—	—	—	—	—	—	—	500	630		
80	—	—	—	—	—	—	—	—	—	630	800		
90	—	—	—	—	—	—	—	—	—	800	1000		
100	—	—	—	—	—	—	—	—	—	1000	1250		
120	—	—	—	—	—	—	—	—	—	1250	1600		
140	—	—	—	—	—	—	—	—	—	1600	2000		

# Radyal Yataklar İçin Tolerans Değerleri

## Dış Bilezik İçin Tolerans Değerleri

Nominal rulman dış çapı D (mm)		Rulman									
		Tek düzlemde ortalama dış çap sapması $\Delta D_{mp}$								Tek dış çap sapması $\Delta D_s$	
		Sınıf 0		Sınıf 6		Sınıf 5		Sınıf 4		Sınıf 4	
		Çap serileri 0,1,2,3,4									
Üstünde	Dahil	Yüksek	Düşük	Yüksek	Düşük	Yüksek	Düşük	Yüksek	Düşük	Yüksek	Düşük
2,5 <sup>(1)</sup>	6	0	-8	0	-7	0	-5	0	-4	0	-4
6	18	0	-8	0	-7	0	-5	0	-4	0	-4
18	30	0	-9	0	-8	0	-6	0	-5	0	-5
30	50	0	-11	0	-9	0	-7	0	-6	0	-6
50	80	0	-13	0	-11	0	-9	0	-7	0	-7
80	120	0	-15	0	-13	0	-10	0	-8	0	-8
120	150	0	-18	0	-15	0	-11	0	-9	0	-9
150	180	0	-25	0	-18	0	-13	0	-10	0	-10
180	250	0	-30	0	-20	0	-15	0	-11	0	-11
250	315	0	-35	0	-25	0	-18	0	-13	0	-13
315	400	0	-40	0	-28	0	-20	0	-15	0	-15
400	500	0	-45	0	-33	0	-23	-	-	-	-
500	630	0	-50	0	-38	0	-28	-	-	-	-
630	800	0	-75	0	-45	0	-35	-	-	-	-
800	1000	0	-100	0	-60	-	-	-	-	-	-
1000	1250	0	-125	-	-	-	-	-	-	-	-
1250	1600	0	-160	-	-	-	-	-	-	-	-
1600	2000	0	-200	-	-	-	-	-	-	-	-
2000	2500	0	-250	-	-	-	-	-	-	-	-

Nominal rulman dış çapı D (mm)		Rulman dış çapı				Kurulu rulman dış bilezik radyal eksantrikliği			
		Ortalama dış çap değişimi (2) $V_{Dmp}$				Radyal eksantrikliği $K_{ea}$			
		Sınıf 0	Sınıf 6	Sınıf 5	Sınıf 4	Sınıf 0	Sınıf 6	Sınıf 5	Sınıf 4
Üstünde	Dahil	Maks.	Maks.	Maks.	Maks.	Maks.	Maks.	Maks.	Maks.
2,5 <sup>(1)</sup>	6	6	5	3	2	15	8	5	3
6	18	6	5	3	2	15	8	5	3
18	30	7	6	3	2,5	15	9	6	4
30	50	8	7	4	3	20	10	7	5
50	80	10	8	5	3,5	25	13	8	5
80	120	11	10	5	4	35	18	10	6
120	150	14	11	6	5	40	20	11	7
150	180	19	14	7	5	45	23	13	8
180	250	23	15	8	6	50	25	15	10
250	315	26	19	9	7	60	30	18	11
315	400	30	21	10	8	70	35	20	13
400	500	34	25	12	-	80	40	23	-
500	630	38	29	14	-	100	50	25	-
630	800	55	34	18	-	120	60	30	-
800	1000	75	45	-	-	140	75	-	-
1000	1250	-	-	-	-	160	-	-	-
1250	1600	-	-	-	-	190	-	-	-
1600	2000	-	-	-	-	220	-	-	-
2000	2500	-	-	-	-	250	-	-	-

- Notlar: (1) Bu çap bu gruba dahildir.  
(2) İç ya da dış emniyet bileziği olmadan uygulanabilir.  
(3) Sabit bilyalı rulmanlar veya eğik bilyalı rulmanlar gibi radyal bilyalı rulmanlar için geçerlidir.  
(4) 0 ve 6 nolu sınıf dış bilezik genişlik değişimleri sayfa 4'de listelenmiştir.

Hatırlatmalar: Rulman dış çapları için bu tabloda belirtilen düşük sapma bilezik yüzeyinden itibaren 1,2 x r (maks.) mesafesinden itibaren geçerli değildir.



Birim:  $\mu\text{m}$

Tek bir radyal düzlemdeki dış çap değişimi (2)												Nominal rulman dış çapı D (mm)	
V <sub>Dp</sub>													
Sınıf 0			Sınıf 6			Sınıf 5			Sınıf 4				
Açık rulman		Conta - koruyucu halka	Açık rulman		Conta - koruyucu halka	Açık rulman		Açık rulman					
Çap serileri		rulman	Çap serileri		rulman	Çap serileri		Çap serileri					
7,8,9	0,1	2,3,4	2,3,4	7,8,9	0,1	2,3,4	0,1,2,3,4	7,8,9	0,1,2,3,4	7,8,9	0,1,2,3,4	Üstünde	Dahil
Maks.	Maks.	Maks.	Maks.	Maks.	Maks.	Maks.	Maks.	Maks.	Maks.	Maks.	Maks.		
10	8	6	10	9	7	5	9	5	4	4	3	2,5(1)	6
10	8	6	10	9	7	5	9	5	4	4	3	6	18
12	9	7	12	10	8	6	10	6	5	5	4	18	30
14	11	8	16	11	9	7	13	7	5	6	5	30	50
16	13	10	20	14	11	8	16	9	7	7	5	50	80
19	19	11	26	16	16	10	20	10	8	8	6	80	120
23	23	14	30	19	19	11	25	11	8	9	7	120	150
31	31	19	38	23	23	14	30	13	10	10	8	150	180
38	38	23	—	25	25	15	—	15	11	11	8	180	250
44	44	26	—	31	31	19	—	18	14	13	10	250	315
50	50	30	—	35	35	21	—	20	15	15	11	315	400
56	56	34	—	41	41	25	—	23	17	—	—	400	500
63	63	38	—	48	48	29	—	28	21	—	—	500	630
94	94	55	—	56	56	34	—	35	26	—	—	630	800
125	125	75	—	75	75	45	—	—	—	—	—	800	1000
—	—	—	—	—	—	—	—	—	—	—	—	1000	1250
—	—	—	—	—	—	—	—	—	—	—	—	1250	1600
—	—	—	—	—	—	—	—	—	—	—	—	1600	2000
—	—	—	—	—	—	—	—	—	—	—	—	2000	2500

Birim:  $\mu\text{m}$

Rulman dış yüzeyinin dış bilezik referans yüzeyine göre geometrik eğiliminin değişimi S <sub>D</sub>		Kanallı kurulu rulman dış bilezik alın eksantrikliği S <sub>ea</sub> (3)		Dış bilezik genişlik değişimi V <sub>Cs</sub>		Nominal rulman dış çapı D (mm)	
Sınıf 5	Sınıf 4	Sınıf 5	Sınıf 4	Sınıf 5	Sınıf 4	Üstünde	Dahil
Maks.	Maks.	Maks.	Maks.	Maks.	Maks.		
8	4	8	5	2,5	2,5	2,5(1)	6
8	4	8	5	2,5	2,5	6	18
8	4	8	5	2,5	2,5	18	30
8	4	8	5	2,5	2,5	30	50
8	4	10	6	3	3	50	80
9	5	11	8	4	4	80	120
10	5	13	8	5	5	120	150
10	5	14	8	5	5	150	180
11	7	15	10	7	7	180	250
13	8	18	11	7	7	250	315
13	10	20	13	8	8	315	400
15	—	23	15	—	—	400	500
18	—	25	18	—	—	500	630
20	—	30	20	—	—	630	800
—	—	—	—	—	—	800	1000
—	—	—	—	—	—	1000	1250
—	—	—	—	—	—	1250	1600
—	—	—	—	—	—	1600	2000
—	—	—	—	—	—	2000	2500

# Konik Delikler İçin Toleranslar

## Konik Delikler İçin Toleranslar

d : Nominal rulman delik çapı

d<sub>1</sub> : Teorik temel çap

Konik deliğin geniş ucu

koniklik oranı 1/12 ise  $d_1 = d + \frac{1}{12} B$

koniklik oranı 1/30 ise  $d_1 = d + \frac{1}{30} B$

$\Delta d_{mp}$  : Konik deliğin dar ucundaki teorik ortalama delik çapı sapması

$\Delta d_{1mp}$  : Konik deliğin geniş ucundaki teorik ortalama delik çapı sapması

B : Nominal rulman iç bilezik genişliği

$\alpha$  : Nominal koni açısı (yarı koni açısı)

koniklik oranı 1/12 ise  $\alpha = 2^\circ 23' 9.4''$

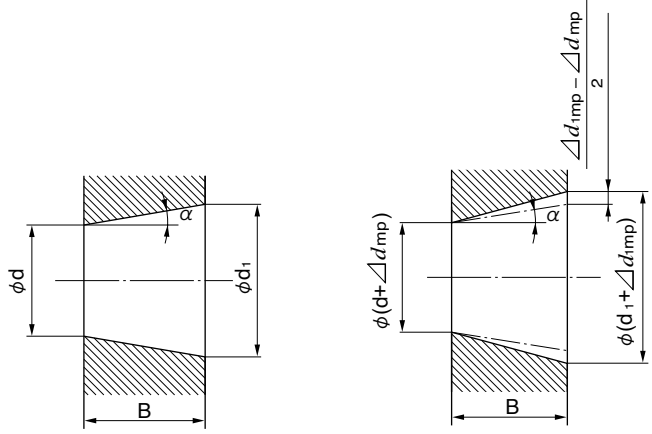
$= 2.38594^\circ$

$= 0.041643 \text{ rad}$

koniklik oranı 1/30 ise  $\alpha = 0^\circ 57' 17.4''$

$= 0.95484^\circ$

$= 0.016665 \text{ rad}$



Teorik konik delik

Gerçek ortalama çapları sapma değerlerinde olan konik delik

### 1/12 Konik Delik (0 Nolu Sınıf)

Birim:  $\mu\text{m}$

Nominal rulman delik boyutu d (mm)	Konik deliğin dar ucundaki teorik ortalama delik çapı sapması	$\Delta d_{mp}$		$\Delta d_{1mp} - \Delta d_{mp}$		Tek bir radyal düzlemdeki delik çapı değişimi (1) (2) $V_{dp}$ Maks.
		Yüksek	Düşük	Yüksek	Düşük	
Üstünde	Dahil					
10	10	+ 22	0	+ 15	0	9
18	18	+ 27	0	+ 18	0	11
18	30	+ 33	0	+ 21	0	13
30	50	+ 39	0	+ 25	0	16
50	80	+ 46	0	+ 30	0	19
80	120	+ 54	0	+ 35	0	22
120	180	+ 63	0	+ 40	0	40
180	250	+ 72	0	+ 46	0	46
250	315	+ 81	0	+ 52	0	52
315	400	+ 89	0	+ 57	0	57
400	500	+ 97	0	+ 63	0	63
500	630	+ 110	0	+ 70	0	70
630	800	+ 125	0	+ 80	0	—
800	1000	+ 140	0	+ 90	0	—
1000	1250	+ 165	0	+ 105	0	—
1250	1600	+ 195	0	+ 125	0	—

Not: (1) Konik deliğin tüm radyal düzlemleri için geçerlidir.

(2) Çap serisi 7 ve 8 olan rulmanlar için geçerli değildir.

### 1/30 Konik Delik (0 Nolu Sınıf)

Birim:  $\mu\text{m}$

Nominal rulman delik boyutu d (mm)	Konik deliğin dar ucundaki teorik ortalama delik çapı sapması	$\Delta d_{mp}$		$\Delta d_{1mp} - \Delta d_{mp}$		Tek bir radyal düzlemdeki delik çapı değişimi (1) (2) $V_{dp}$ Maks.
		Yüksek	Düşük	Yüksek	Düşük	
Üstünde	Dahil					
50	80	+ 15	0	+ 30	0	19
80	120	+ 20	0	+ 35	0	22
120	180	+ 25	0	+ 40	0	40
180	250	+ 30	0	+ 46	0	46
250	315	+ 35	0	+ 52	0	52
315	400	+ 40	0	+ 57	0	57
400	500	+ 45	0	+ 63	0	63
500	630	+ 50	0	+ 70	0	70

Not: (1) Konik deliğin tüm radyal düzlemleri için geçerlidir.

(2) Çap serisi 7 ve 8 olan rulmanlar için geçerli değildir.

# İç Boşluk

## Silindirik Delikli Oynak Makaralı Rulmanların Radyal İç Boşluğu (ISO)

Birim:  $\mu\text{m}$

Nominal rulman delik çapı d (mm)		Radyal boşluk									
		C2		CN (Normal)		C3		C4		C5	
Üstünde	Dahil	Min.	Maks.	Min.	Maks.	Min.	Maks.	Min.	Maks.	Min.	Maks.
14	18	10	20	20	35	35	45	45	60	60	75
18	24	10	20	20	35	35	45	45	60	60	75
24	30	15	25	25	40	40	55	55	75	75	95
30	40	15	30	30	45	45	60	60	80	80	100
40	50	20	35	35	55	55	75	75	100	100	125
50	65	20	40	40	65	65	90	90	120	120	150
65	80	30	50	50	80	80	110	110	145	145	180
80	100	35	60	60	100	100	135	135	180	180	225
100	120	40	75	75	120	120	160	160	210	210	260
120	140	50	95	95	145	145	190	190	240	240	300
140	160	60	110	110	170	170	220	220	280	280	350
160	180	65	120	120	180	180	240	240	310	310	390
180	200	70	130	130	200	200	260	260	340	340	430
200	225	80	140	140	220	220	290	290	380	380	470
225	250	90	150	150	240	240	320	320	420	420	520
250	280	100	170	170	260	260	350	350	460	460	570
280	315	110	190	190	280	280	370	370	500	500	630
315	355	120	200	200	310	310	410	410	550	550	690
355	400	130	220	220	340	340	450	450	600	600	750
400	450	140	240	240	370	370	500	500	660	660	820
450	500	140	260	260	410	410	550	550	720	720	900
500	560	150	280	280	440	440	600	600	780	780	1000
560	630	170	310	310	480	480	650	650	850	850	1100
630	710	190	350	350	530	530	700	700	920	920	1190
710	800	210	390	390	580	580	770	770	1010	1010	1300
800	900	230	430	430	650	650	860	860	1120	1120	1440
900	1000	260	480	480	710	710	930	930	1220	1220	1570

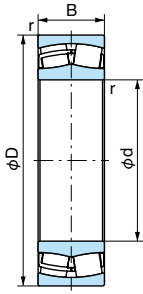
## Konik Delikli Oynak Makaralı Rulmanların Radyal İç Boşluğu (ISO)

Birim:  $\mu\text{m}$

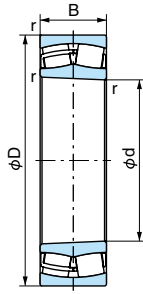
Nominal rulman delik çapı d (mm)		Radyal boşluk									
		C2		CN (Normal)		C3		C4		C5	
Üstünde	Dahil	Min.	Maks.	Min.	Maks.	Min.	Maks.	Min.	Maks.	Min.	Maks.
18	24	15	25	25	35	35	45	45	60	60	75
24	30	20	30	30	40	40	55	55	75	75	95
30	40	25	35	35	50	50	65	65	85	85	105
40	50	30	45	45	60	60	80	80	100	100	130
50	65	40	55	55	75	75	95	95	120	120	160
65	80	50	70	70	95	95	120	120	150	150	200
80	100	55	80	80	110	110	140	140	180	180	230
100	120	65	100	100	135	135	170	170	220	220	280
120	140	80	120	120	160	160	200	200	260	260	330
140	160	90	130	130	180	180	230	230	300	300	380
160	180	100	140	140	200	200	260	260	340	340	430
180	200	110	160	160	220	220	290	290	370	370	470
200	225	120	180	180	250	250	320	320	410	410	520
225	250	140	200	200	270	270	350	350	450	450	570
250	280	150	220	220	300	300	390	390	490	490	620
280	315	170	240	240	330	330	430	430	540	540	680
315	355	190	270	270	360	360	470	470	590	590	740
355	400	210	300	300	400	400	520	520	650	650	820
400	450	230	330	330	440	440	570	570	720	720	910
450	500	260	370	370	490	490	630	630	790	790	1000
500	560	290	410	410	540	540	680	680	870	870	1100
560	630	320	460	460	600	600	760	760	980	980	1230
630	710	350	510	510	670	670	850	850	1090	1090	1360
710	800	390	570	570	750	750	960	960	1220	1220	1500
800	900	440	640	640	840	840	1070	1070	1370	1370	1690
900	1000	490	710	710	930	930	1190	1190	1520	1520	1860

## Oynak Makaralı Rulmanlar

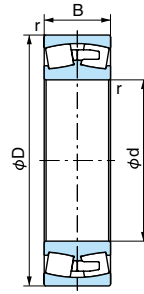
Delik Çapı: 20 ~ 60 mm



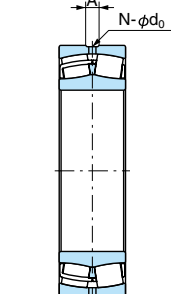
Silindirik delik



Konik delik



Makinede işlenmiş  
pirinç kafesli

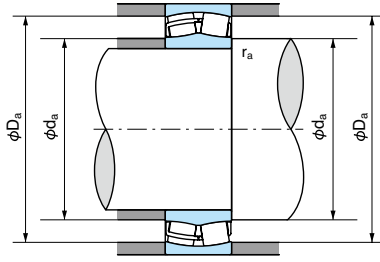


Yağ delikli / yağ oluklu  
(W33)

1N=0,102kgf

Sınır büyüklükleri (mm)				Rulman No.		Temel dinamik yük değeri Cr (N)	Temel statik yük değeri Cor (N)	Sınır hızı (dak <sup>-1</sup> )	
d	D	B	r (min.)	Silindirik delik	Konik delik			Gres ile yağlanan	Yağ ile yağlanan
20	52	15	1,1	21304E	21304EK	47000	33500	11000	14000
	52	18	1	22205EX	22205EXK	63000	48000	10500	13000
25	52	18	1	22205AEX	22205AEXK	48500	34500	8900	11000
	62	17	1,1	21305E	21305EK	64000	47500	9000	11500
30	62	20	1	22206EX	22206EXK	84500	65000	8500	11000
	62	20	1	22206AEX	22206AEXK	68000	48500	7500	9600
	72	19	1,1	21306E	21306EK	83000	62500	8000	9500
	72	19	1,1	21306AX	21306AXK	73000	50900	6500	8500
35	72	23	1,1	22207EX	22207EXK	112000	88500	7500	9500
	72	23	1,1	22207AEX	22207AEXK	94500	70000	6400	8300
	80	21	1,5	21307E	21307EK	96000	76000	7000	8500
	80	21	1,5	21307AX	21307AXK	89000	63100	6000	7500
40	80	31	1,5	22307AEX	22307AEXK	145000	107000	6000	7700
	80	23	1,1	22208EX	22208EXK	126000	102000	6700	8500
	80	23	1,1	22208AEX	22208AEXK	106000	81000	5700	7300
	90	23	1,5	21308E	21308EK	119000	95500	6000	7500
45	90	23	1,5	21308AX	21308AXK	116000	84400	5000	6500
	90	33	1,5	22308EX	22308EXK	185000	151000	5300	6700
	90	33	1,5	22308AEX	22308AEXK	172000	134000	5200	6700
	85	23	1,1	22209EX	22209EXK	133000	110000	6000	7500
	85	23	1,1	22209AEX	22209AEXK	113000	85500	5300	6800
	100	25	1,5	21309E	21309EK	150000	124000	5000	6300
50	100	25	1,5	21309AX	21309AXK	143000	105000	4500	6000
	100	36	1,5	22309EX	22309EXK	230000	182000	4500	5600
	100	36	1,5	22309AEX	22309AEXK	208000	157000	4700	6100
	90	23	1,1	22210EX	22210EXK	142000	122000	5600	7100
55	90	23	1,1	22210AEX	22210AEXK	119000	93500	4900	6400
	110	27	2	21310E	21310EK	178000	151000	4500	5600
	110	27	2	21310AX	21310AXK	170000	127000	4000	5500
	110	40	2	22310EX	22310EXK	280000	235000	4300	5300
	110	40	2	22310AEX	22310AEXK	254000	205000	4200	5500
	100	25	1,5	22211EX	22211EXK	171000	144000	5300	6700
60	100	25	1,5	22211AEX	22211AEXK	150000	118000	4500	5700
	120	29	2	21311EX1	21311EX1K	200000	165000	4500	5600
	120	29	2	21311AX	21311AXK	206000	171000	4000	5000
	120	43	2	22311EX	22311EXK	325000	263000	3800	4800
60	120	43	2	22311AEX	22311AEXK	294000	227000	4000	5100
	110	28	1,5	22212EX	22212EXK	210000	179000	4800	6000
	110	28	1,5	22212AEX	22212AEXK	179000	144000	4100	5200
	130	31	2,1	21312EX1	21312EX1K	238000	193000	3800	4800
	130	31	2,1	21312AX	21312AXK	228000	192000	3500	4500
	130	46	2,1	22312EX	22312EXK	390000	330000	3600	4500
	130	46	2,1	22312AEX	22312AEXK	340000	275000	3600	4600

Not: K ya da K30 soneki, konik deliği (1/12 ya da 1/30) ifade etmektedir.



• Dinamik denk radyal yük  
Pr=XFr+YFa

$\frac{Fa}{Fr} \leq e$		$\frac{Fa}{Fr} > e$	
X	Y	X	Y
1	Y <sub>1</sub>	0,67	Y <sub>2</sub>

Y<sub>1</sub>, Y<sub>2</sub> ve e değerleri tablodan alınmıştır.

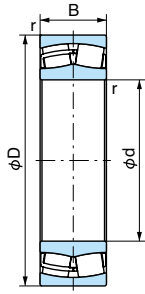
• Statik denk radyal yük  
P<sub>0r</sub>=Fr+Y<sub>0</sub>Fa

Y<sub>0</sub> değerleri tablodan alınmıştır.

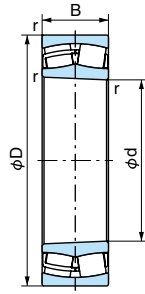
Yağlama deliklerinin ve kanallarının büyüklükleri			Mesnet ve pervaz büyüklükleri (mm)			Sabit e	Eksenel yük faktörü			Kütle (kg) Silindirik delik (Referans)	Rulman No.	
Delik çapı do	Oluk genişliği A	Delik sayısı N	da (min.)	Da (maks.)	ra (maks.)		Y <sub>1</sub>	Y <sub>2</sub>	Y <sub>0</sub>		Silindirik delik	Konik delik
3	6	4	27,0	45,0	1,0	0,31	2,20	3,27	2,15	0,18	21304E	21304EK
3	5	4	30,5	46,5	1,0	0,35	1,91	2,85	1,87	0,19	22205EX	22205EXK
3	5	4	30,5	46,5	1,0	0,43	1,57	2,33	1,53	0,18	22205AEX	22205AEXK
6	6	4	32,0	53,0	1,0	0,28	2,39	3,56	2,34	0,29	21305E	21305EK
3	5	4	35,5	56,5	1,0	0,33	2,04	3,04	2,00	0,30	22206EX	22206EXK
3	5	4	35,5	56,5	1,0	0,40	1,70	2,53	1,66	0,29	22206AEX	22206AEXK
3	5	4	38,0	65,0	1,0	0,27	2,49	3,71	2,43	0,43	21306E	21306EK
3	5	4	38,0	65,0	1,0	0,35	1,95	2,90	1,90	0,43	21306AX	21306AXK
3	6	4	42,0	65,0	1,0	0,32	2,10	3,13	2,06	0,46	22207EX	22207EXK
3	6	4	42,0	65,0	1,0	0,39	1,74	2,60	1,71	0,46	22207AEX	22207AEXK
3	5	4	44,0	71,0	1,5	0,27	2,49	3,71	2,43	0,57	21307E	21307EK
3	5	4	44,0	71,0	1,5	0,33	2,03	3,03	1,99	0,56	21307AX	21307AXK
3	6	4	43,5	71,5	1,5	0,48	1,41	2,10	1,38	0,78	22307AEX	22307AEXK
3	6	4	47,0	73,0	1,0	0,28	2,37	3,53	2,32	0,56	22208EX	22208EXK
3	6	4	47,0	73,0	1,0	0,34	1,99	2,96	1,94	0,56	22208AEX	22208AEXK
3	5	4	50,0	81,0	1,5	0,26	2,55	3,80	2,50	0,78	21308E	21308EK
3	5	4	50,0	81,0	1,5	0,32	2,09	3,11	2,04	0,79	21308AX	21308AXK
4	7	4	48,5	81,5	1,5	0,37	1,83	2,72	1,79	1,07	22308EX	22308EXK
4	7	4	48,5	81,5	1,5	0,43	1,55	2,31	1,54	1,05	22308AEX	22308AEXK
3	6	4	52,0	78,0	1,0	0,26	2,55	3,80	2,50	0,61	22209EX	22209EXK
3	6	4	52,0	78,0	1,0	0,31	2,15	3,21	2,11	0,60	22209AEX	22209AEXK
3	5	4	55,0	92,0	1,5	0,26	2,62	3,90	2,56	1,05	21309E	21309EK
3	5	4	55,0	92,0	1,5	0,31	2,16	3,22	2,11	1,05	21309AX	21309AXK
4	8	4	53,5	91,5	1,5	0,37	1,83	2,72	1,79	1,41	22309EX	22309EXK
4	8	4	53,5	91,5	1,5	0,43	1,57	2,34	1,54	1,41	22309AEX	22309AEXK
3	6	4	57,0	83,0	1,0	0,24	2,79	4,15	2,73	0,65	22210EX	22210EXK
3	6	4	57,0	83,0	1,0	0,29	2,34	3,48	2,28	0,65	22210AEX	22210AEXK
3	5	4	61,0	101,0	2,0	0,25	2,71	4,04	2,65	1,36	21310E	21310EK
3	5	4	61,0	101,0	2,0	0,30	2,24	3,34	2,19	1,36	21310AX	21310AXK
4	8	4	60,0	100,0	2,0	0,36	1,85	2,75	1,81	1,92	22310EX	22310EXK
4	8	4	60,0	100,0	2,0	0,42	1,62	2,42	1,59	1,88	22310AEX	22310AEXK
3	6	4	63,5	91,5	1,5	0,24	2,84	4,23	2,78	0,88	22211EX	22211EXK
3	6	4	63,5	91,5	1,5	0,29	2,34	3,48	2,28	0,89	22211AEX	22211AEXK
3	5	4	65,0	110,0	2,0	0,25	2,71	4,03	2,65	1,70	21311EX1	21311EX1K
3	5	4	65,0	110,0	2,0	0,29	2,32	3,45	2,27	1,77	21311AX	21311AXK
4	8	4	65,0	110,0	2,0	0,36	1,85	2,75	1,81	2,40	22311EX	22311EXK
4	8	4	65,0	110,0	2,0	0,43	1,56	2,33	1,53	2,39	22311AEX	22311AEXK
3	6	4	68,5	101,5	1,5	0,25	2,74	4,08	2,68	1,20	22212EX	22212EXK
3	6	4	68,5	101,5	1,5	0,29	2,29	3,41	2,24	1,22	22212AEX	22212AEXK
3	5	4	72,0	118,0	2,0	0,24	2,78	4,14	2,72	2,10	21312EX1	21312EX1K
3	5	4	72,0	118,0	2,0	0,29	2,36	3,52	2,31	2,19	21312AX	21312AXK
4	8	4	72,0	118,0	2,0	0,36	1,86	2,77	1,82	3,05	22312EX	22312EXK
4	8	4	72,0	118,0	2,0	0,41	1,65	2,46	1,62	3,01	22312AEX	22312AEXK

# Oynak Makaralı Rulmanlar

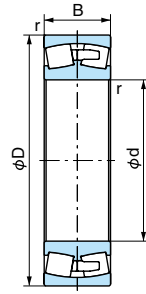
Delik Çapı: 65 ~ 95 mm



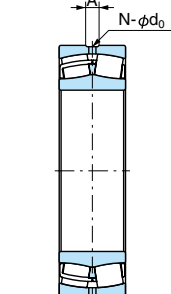
Silindirik delik



Konik delik



Makinede işlenmiş  
pirinç kafesli

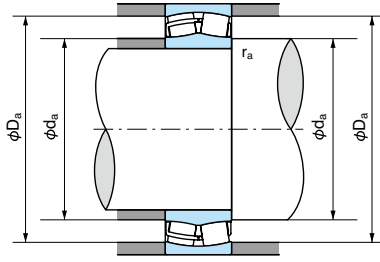


Yağ delikli / yağ oluklu  
(W33)

1N=0,102kgf

d	Sınır büyüklükleri (mm)			Rulman No.		Temel dinamik yük değeri Cr (N)	Temel statik yük değeri Cor (N)	Sınır hızı (dak <sup>-1</sup> )	
	D	B	r (min.)	Silindirik delik	Konik delik			Gres ile yağlanan	Yağ ile yağlanan
65	120	31	1,5	22213EX	22213EXK	246000	209000	4300	5300
	120	31	1,5	22213AEX	22213AEXK	213000	169000	3800	4800
	140	33	2,1	21313EX1	21313EX1K	270000	232000	3600	4500
	140	33	2,1	21313AX	21313AXK	261000	222000	3400	4300
	140	48	2,1	22313EX	22313EXK	415000	355000	3200	4000
	140	48	2,1	22313AEX	22313AEXK	380000	310000	3300	4300
70	125	31	1,5	22214EX	22214EXK	257000	220000	4000	5300
	125	31	1,5	22214AEX	22214AEXK	225000	185000	3600	4600
	150	35	2,1	21314EX1	21314EX1K	310000	260000	3200	4000
	150	35	2,1	21314AX	21314AXK	305000	268000	3000	4000
	150	51	2,1	22314EX	22314EXK	480000	415000	3000	3800
	150	51	2,1	22314AEX	22314AEXK	445000	365000	3100	4000
75	130	31	1,5	22215EX	22215EXK	265000	234000	4000	5000
	130	31	1,5	22215AEX	22215AEXK	234000	191000	3400	4400
	160	37	2,1	21315EX1	21315EX1K	340000	298000	3200	4000
	160	37	2,1	21315AX	21315AXK	325000	286000	2900	3700
	160	55	2,1	22315EX	22315EXK	550000	475000	2800	3600
	160	55	2,1	22315AEX	22315AEXK	495000	415000	2900	3700
80	140	33	2	22216EX	22216EXK	299000	269000	3600	4500
	140	33	2	22216AEX	22216AEXK	279000	230000	3200	4100
	140	44,4	2	23216E	23216EK	335000	335000	2200	2900
	170	39	2,1	21316EX1	21316EX1K	380000	339000	3000	3800
	170	39	2,1	21316AX	21316AXK	355000	318000	2800	3500
	170	58	2,1	22316EX	22316EXK	595000	520000	2600	3400
85	170	58	2,1	22316AEX	22316AEXK	550000	465000	2700	3500
	150	36	2	22217EX	22217EXK	355000	320000	3400	4300
	150	36	2	22217AEX	22217AEXK	310000	260000	2800	3800
	150	49,2	2	23217E	23217EK	395000	405000	2100	2700
	180	41	3	21317EX1	21317EX1K	415000	372000	3000	4000
	180	41	3	21317AX	21317AXK	400000	364000	2600	3400
90	180	60	3	22317EX	22317EXK	665000	585000	2400	3200
	180	60	3	22317AEX	22317AEXK	590000	500000	2600	3300
	160	40	2	22218EX	22218EXK	410000	375000	3200	4000
	160	40	2	22218AEX	22218AEXK	360000	310000	2700	3600
	160	52,4	2	23218EX1	23218EX1K	470000	482000	2100	2800
	190	43	3	21318EX1	21318EX1K	460000	410000	2800	3600
95	190	43	3	21318AX	21318AXK	460000	416000	2500	3200
	190	64	3	22318EX	22318EXK	745000	660000	2400	3000
	190	64	3	22318AEX	22318AEXK	690000	585000	2500	3200
	170	43	2,1	22219EX	22219EXK	465000	420000	3000	3800
	170	43	2,1	22219AEX	22219AEXK	410000	360000	2600	3400
	170	55,6	2,1	23219E	23219EK	500000	510000	1900	2400
95	200	45	3	21319EX1	21319EX1K	500000	461000	1800	2300
	200	45	3	21319AX	21319AXK	495000	450000	2300	3000
	200	67	3	22319EX	22319EXK	815000	725000	2200	2800
	200	67	3	22319AEX	22319AEXK	755000	645000	2300	3000

Not: K ya da K30 soneki, konik deliği (1/12 ya da 1/30) ifade etmektedir.



• Dinamik denk radyal yük  
Pr=XFr+YFa

$\frac{Fa}{Fr} \leq e$		$\frac{Fa}{Fr} > e$	
X	Y	X	Y
1	Y <sub>1</sub>	0,67	Y <sub>2</sub>

Y<sub>1</sub>, Y<sub>2</sub> ve e değerleri tablodan alınmıştır.

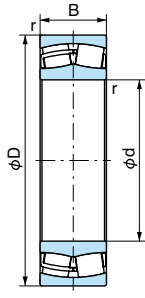
• Statik denk radyal yük  
P<sub>0r</sub>=Fr+Y<sub>0</sub>Fa

Y<sub>0</sub> değerleri tablodan alınmıştır.

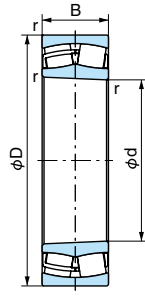
Yağlama deliklerinin ve kanallarının büyüklükleri			Mesnet ve pervaz büyüklükleri (mm)			Sabit e	Eksenel yük faktörü			Kütle (kg) Silindirik delik (Referans)	Rulman No.	
Delik çapı do	Oluk genişliği A	Delik sayısı N	da (min.)	Da (maks.)	ra (maks.)		Y <sub>1</sub>	Y <sub>2</sub>	Y <sub>0</sub>		Silindirik delik	Konik delik
3	6	4	73,5	111,5	1,5	0,25	2,69	4,00	2,63	1,56	22213EX	22213EXK
3	6	4	73,5	111,5	1,5	0,30	2,26	3,36	2,21	1,60	22213AEX	22213AEXK
3	6	4	77,0	128,0	2,0	0,24	2,83	4,21	2,76	2,60	21313EX1	21313EX1K
3	6	4	77,0	128,0	2,0	0,28	2,40	3,57	2,35	2,69	21313AX	21313AXK
4	8	4	77,0	128,0	2,0	0,34	1,98	2,94	1,93	3,67	22313EX	22313EXK
4	8	4	77,0	128,0	2,0	0,39	1,72	2,55	1,68	3,64	22313AEX	22313AEXK
3	6	4	78,5	116,5	1,5	0,24	2,87	4,27	2,80	1,65	22214EX	22214EXK
3	6	4	78,5	116,5	1,5	0,28	2,39	3,55	2,33	1,69	22214AEX	22214AEXK
3	6	4	82,0	138,0	2,0	0,24	2,84	4,23	2,78	3,10	21314EX1	21314EX1K
3	6	4	82,0	138,0	2,0	0,28	2,45	3,64	2,39	3,30	21314AX	21314AXK
5	10	4	82,0	138,0	2,0	0,34	1,98	2,94	1,93	4,45	22314EX	22314EXK
5	10	4	82,0	138,0	2,0	0,40	1,71	2,54	1,67	4,46	22314AEX	22314AEXK
3	6	4	83,5	121,5	1,5	0,22	3,07	4,58	3,01	1,74	22215EX	22215EXK
3	6	4	83,5	121,5	1,5	0,27	2,51	3,73	2,46	1,76	22215AEX	22215AEXK
3	6	4	87,0	148,0	2,0	0,23	2,87	4,27	2,80	3,80	21315EX1	21315EX1K
3	6	4	87,0	148,0	2,0	0,27	2,50	3,72	2,44	3,95	21315AX	21315AXK
5	10	4	87,0	148,0	2,0	0,35	1,95	2,90	1,91	5,44	22315EX	22315EXK
5	10	4	87,0	148,0	2,0	0,39	1,72	2,56	1,68	5,44	22315AEX	22315AEXK
3	6	4	90,0	130,0	2,0	0,22	3,07	4,58	3,01	2,19	22216EX	22216EXK
3	6	4	90,0	130,0	2,0	0,27	2,51	3,74	2,46	2,24	22216AEX	22216AEXK
4	8	4	90,0	130,0	2,0	0,29	2,35	3,50	2,30	2,95	23216E	23216EK
4	8	4	92,0	158,0	2,0	0,23	2,88	4,29	2,82	4,50	21316EX1	21316EX1K
4	8	4	92,0	158,0	2,0	0,26	2,55	3,80	2,50	4,67	21316AX	21316AXK
5	10	4	92,0	158,0	2,0	0,35	1,95	2,90	1,91	6,42	22316EX	22316EXK
5	10	4	92,0	158,0	2,0	0,38	1,75	2,61	1,72	6,43	22316AEX	22316AEXK
4	7	4	95,0	140,0	2,0	0,22	3,01	4,48	2,94	2,75	22217EX	22217EXK
4	7	4	95,0	140,0	2,0	0,27	2,47	3,67	2,41	2,82	22217AEX	22217AEXK
4	8	4	95,0	140,0	2,0	0,30	2,24	3,34	2,19	3,78	23217E	23217EK
4	8	4	99,0	166,0	2,5	0,23	2,89	4,30	2,83	5,30	21317EX1	21317EX1K
4	8	4	99,0	166,0	2,5	0,26	2,55	3,79	2,49	5,52	21317AX	21317AXK
6	11	4	99,0	166,0	2,5	0,33	2,02	3,00	1,97	7,46	22317EX	22317EXK
6	11	4	99,0	166,0	2,5	0,38	1,78	2,65	1,74	7,47	22317AEX	22317AEXK
4	7	4	100,0	150,0	2,0	0,24	2,79	4,15	2,73	3,50	22218EX	22218EXK
4	7	4	100,0	150,0	2,0	0,28	2,42	3,60	2,36	3,56	22218AEX	22218AEXK
5	10	4	100,0	150,0	2,0	0,32	2,14	3,19	2,09	4,57	23218EX1	23218EX1K
4	8	6	104,0	176,0	2,5	0,23	2,91	4,33	2,84	6,10	21318EX1	21318EX1K
4	8	6	104,0	176,0	2,5	0,26	2,55	3,80	2,50	6,45	21318AX	21318AXK
6	11	6	104,0	176,0	2,5	0,34	2,00	2,98	1,96	8,82	22318EX	22318EXK
6	11	6	104,0	176,0	2,5	0,39	1,73	2,57	1,69	8,91	22318AEX	22318AEXK
5	8	4	107,0	158,0	2,0	0,24	2,76	4,11	2,70	4,24	22219EX	22219EXK
5	8	4	107,0	158,0	2,0	0,28	2,38	3,55	2,33	4,35	22219AEX	22219AEXK
5	10	4	107,0	158,0	2,0	0,30	2,24	3,34	2,19	5,46	23219E	23219EK
4	8	6	109,0	186,0	2,5	0,23	2,92	4,35	2,86	7,10	21319EX1	21319EX1K
4	8	6	109,0	186,0	2,5	0,27	2,54	3,79	2,49	7,44	21319AX	21319AXK
6	12	6	109,0	186,0	2,5	0,33	2,02	3,00	1,97	10,2	22319EX	22319EXK
6	12	6	109,0	186,0	2,5	0,39	1,74	2,59	1,70	10,3	22319AEX	22319AEXK

## Oynak Makaralı Rulmanlar

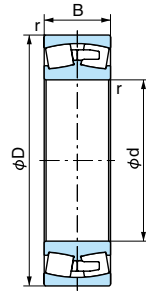
Delik Çapı: 100 ~ 120 mm



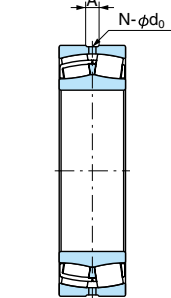
Silindirik delik



Konik delik



Makinede işlenmiş  
pirinç kafesli



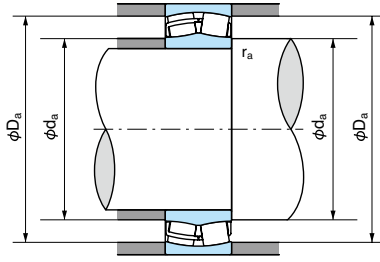
Yağ delikli / yağ oluklu  
(W33)

1N=0,102kgf

d	Sınır büyüklükleri (mm)			Rulman No.		Temel dinamik yük değeri Cr (N)	Temel statik yük değeri Cor (N)	Sınır hızı (dak <sup>-1</sup> )		
	D	B	r (min.)	Silindirik delik	Konik delik			Gres ile yağlanan	Yağ ile yağlanan	
100	140	30	1,1	23920E	23920EK	197000	233000	2300	3000	
	150	37	1,5	23020E	23020EK	286000	325000	2200	2800	
	150	37	1,5	23020AX	23020AXK	267000	298000	2800	3600	
	165	52	2	23120EX1	23120EX1K	450000	500000	1700	2600	
	165	52	2	23120AX	23120AXK	450000	538000	2200	3000	
	180	46	2,1	22220EX	22220EXK	520000	480000	2800	3600	
	180	46	2,1	22220AEX	22220AEXK	465000	410000	2500	3200	
	180	60,3	2,1	23220EX1	23220EX1K	595000	629000	1900	2500	
	180	60,3	2,1	23220AX	23220AXK	575000	599000	2100	2800	
	215	47	3	21320EX1	21320EX1K	580000	524000	1600	2200	
	215	47	3	21320AX	21320AXK	545000	488000	2200	2800	
	215	73	3	22320EX	22320EXK	975000	875000	2000	2600	
	215	73	3	22320AEX	22320AEXK	890000	775000	2200	2800	
	110	170	45	2	23022E	23022EK	415000	475000	2000	2400
		170	45	2	23022AX	23022AXK	415000	478000	2500	3200
		180	56	2	23122EX1	23122EX1K	540000	610000	1800	2400
180		56	2	23122AX	23122AXK	535000	605000	2000	2700	
180		69	2	24122EX1	24122EX1K30	633000	743000	1800	2400	
180		69	2	24122AX	24122AXK30	620000	654000	1800	2400	
200		53	2,1	22222EX	22222EXK	680000	640000	2600	3200	
200		53	2,1	22222AEX	22222AEXK	605000	550000	2200	2900	
200		69,8	2,1	23222EX1	23222EX1K	750000	793000	1700	2200	
200		69,8	2,1	23222AX	23222AXK	740000	801000	1900	2500	
240		50	3	21322EX1	21322EX1K	675000	635000	1400	1900	
240		50	3	21322AX	21322AXK	655000	601000	2000	2500	
120	240	80	3	22322EX	22322EXK	1150000	1040000	1900	2400	
	240	80	3	22322AEX	22322AEXK	1150000	940000	2000	2500	
	180	46	2	23024E	23024EK	430000	515000	1800	2200	
	180	46	2	23024AX	23024AXK	430000	516000	2300	3000	
	180	60	2	24024EX1	24024EX1K30	540000	683000	1700	2300	
	180	60	2	24024AX	24024AXK30	540000	627000	1700	2300	
	200	62	2	23124EX1	23124EX1K	675000	720000	1600	2200	
	200	62	2	23124AX	23124AXK	645000	734000	1800	2400	
	200	80	2	24124EX1	24124EX1K30	815000	970000	1600	2200	
	200	80	2	24124AX	24124AXK30	780000	850000	1600	2200	
	215	58	2,1	22224EX	22224EXK	785000	765000	2400	3000	
	215	58	2,1	22224AEX	22224AEXK	700000	650000	2100	2700	
	215	76	2,1	23224EX1	23224EX1K	860000	956000	1500	2100	
	215	76	2,1	23224AX	23224AXK	860000	962000	1700	2300	
	260	55	3	21324E	21324EK	790000	765000	1300	1600	
	260	86	3	22324EX	22324EXK	1250000	1130000	1700	2200	
260	86	3	22324AEX	22324AEXK	1180000	1040000	1800	2300		

Not: K ya da K30 soneki, konik deliği (1/12 ya da 1/30) ifade etmektedir.





• Dinamik denk radyal yük  
Pr=XFr+YFa

$\frac{Fa}{Fr} \leq e$		$\frac{Fa}{Fr} > e$	
X	Y	X	Y
1	Y <sub>1</sub>	0,67	Y <sub>2</sub>

Y<sub>1</sub>, Y<sub>2</sub> ve e değerleri tablodan alınmıştır.

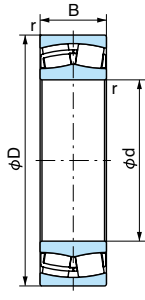
• Statik denk radyal yük  
P<sub>0r</sub>=Fr+Y<sub>0</sub>Fa

Y<sub>0</sub> değerleri tablodan alınmıştır.

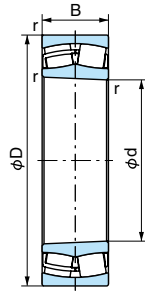
Yağlama deliklerinin ve kanallarının büyüklükleri			Mesnet ve pervaz büyüklükleri (mm)			Sabit e	Eksenel yük faktörü			Kütle (kg) Silindirik delik (Referans)	Rulman No.	
Delik çapı do	Oluk genişliği A	Delik sayısı N	da (min.)	Da (maks.)	ra (maks.)		Y <sub>1</sub>	Y <sub>2</sub>	Y <sub>0</sub>		Silindirik delik	Konik delik
3	8	4	107,0	133,0	1,0	0,20	3,42	5,08	3,34	1,46	23920E	23920EK
4	7	4	117,0	141,0	1,5	0,22	3,01	4,48	2,94	2,33	23020E	23020EK
4	7	4	117,0	141,0	1,5	0,26	2,64	3,93	2,58	2,40	23020AX	23020AXK
5	9	4	110,0	155,0	2,0	0,29	2,33	3,47	2,28	4,49	23120EX1	23120EX1K
5	9	4	110,0	155,0	2,0	0,34	1,98	2,94	1,93	4,70	23120AX	23120AXK
5	8	4	112,0	168,0	2,0	0,25	2,74	4,08	2,68	5,10	22220EX	22220EXK
5	8	4	112,0	168,0	2,0	0,29	2,37	3,52	2,31	5,24	22220AEX	22220AEXK
5	10	4	112,0	168,0	2,0	0,32	2,09	3,11	2,04	6,76	23220EX1	23220EX1K
5	10	4	112,0	168,0	2,0	0,36	1,88	2,80	1,84	6,88	23220AX	23220AXK
4	8	6	114,0	201,0	2,5	0,22	3,02	4,49	2,95	8,70	21320EX1	21320EX1K
4	8	6	114,0	201,0	2,5	0,26	2,62	3,91	2,57	9,06	21320AX	21320AXK
6	12	6	114,0	201,0	2,5	0,35	1,95	2,90	1,91	13,1	22320EX	22320EXK
6	12	6	114,0	201,0	2,5	0,39	1,72	2,57	1,69	13,2	22320AEX	22320AEXK
5	9	4	120,0	160,0	2,0	0,24	2,84	4,23	2,78	3,84	23022E	23022EK
5	9	4	120,0	160,0	2,0	0,28	2,42	3,61	2,37	3,90	23022AX	23022AXK
5	9	4	120,0	170,0	2,0	0,29	2,36	3,51	2,31	5,70	23122EX1	23122EX1K
5	9	4	120,0	170,0	2,0	0,33	2,04	3,03	1,99	5,80	23122AX	23122AXK
6	11	4	120,0	170,0	2,0	0,37	1,84	2,74	1,80	6,89	24122EX1	24122EX1K30
6	11	4	120,0	170,0	2,0	0,37	1,80	2,69	1,76	6,85	24122AX	24122AXK30
5	10	6	122,0	188,0	2,0	0,26	2,64	3,93	2,58	7,36	22222EX	22222EXK
6	10	6	122,0	188,0	2,0	0,29	2,31	3,44	2,26	7,53	22222AEX	22222AEXK
6	11	6	122,0	188,0	2,0	0,34	1,99	2,96	1,94	9,60	23222EX1	23222EX1K
6	11	6	122,0	188,0	2,0	0,38	1,78	2,65	1,74	10,0	23222AX	23222AXK
4	8	6	124,0	226,0	2,5	0,21	3,19	4,75	3,12	11,6	21322EX1	21322EX1K
4	8	6	124,0	226,0	2,5	0,24	2,78	4,14	2,72	12,2	21322AX	21322AXK
6	12	6	124,0	226,0	2,5	0,33	2,03	3,02	1,98	18,1	22322EX	22322EXK
6	12	6	124,0	226,0	2,5	0,38	1,77	2,63	1,73	18,2	22322AEX	22322AEXK
5	9	4	130,0	170,0	2,0	0,23	2,95	4,39	2,89	4,20	23024E	23024EK
5	9	4	130,0	170,0	2,0	0,27	2,52	3,76	2,47	4,20	23024AX	23024AXK
5	9	4	130,0	170,0	2,0	0,30	2,23	3,32	2,18	5,36	24024EX1	24024EX1K30
5	9	4	130,0	170,0	2,0	0,31	2,21	3,29	2,16	5,26	24024AX	24024AXK30
5	9	6	130,0	190,0	2,0	0,29	2,34	3,49	2,29	7,90	23124EX1	23124EX1K
5	9	6	130,0	190,0	2,0	0,34	2,00	2,99	1,96	8,10	23124AX	23124AXK
6	11	6	130,0	190,0	2,0	0,38	1,78	2,65	1,74	10,1	24124EX1	24124EX1K30
6	11	6	130,0	190,0	2,0	0,39	1,73	2,58	1,69	9,90	24124AX	24124AXK30
5	10	6	132,0	203,0	2,0	0,26	2,60	3,87	2,54	9,28	22224EX	22224EXK
5	10	6	132,0	203,0	2,0	0,30	2,28	3,40	2,23	9,35	22224AEX	22224AEXK
6	13	6	132,0	203,0	2,0	0,34	1,97	2,94	1,93	12,0	23224EX1	23224EX1K
6	13	6	132,0	203,0	2,0	0,39	1,73	2,57	1,69	12,3	23224AX	23224AXK
5	12	6	134,0	246,0	2,5	0,21	3,17	4,72	3,10	15,3	21324E	21324EK
8	14	6	134,0	246,0	2,5	0,33	2,03	3,02	1,98	22,6	22324EX	22324EXK
8	14	6	134,0	246,0	2,5	0,38	1,77	2,64	1,73	22,2	22324AEX	22324AEXK

## Oynak Makaralı Rulmanlar

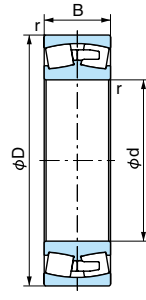
Delik Çapı: 130 ~ 150 mm



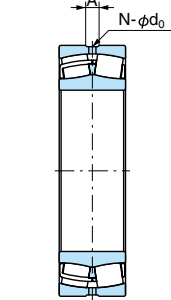
Silindirik delik



Konik delik



Makinede işlenmiş  
pirinç kafesli

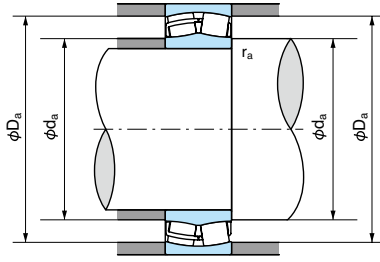


Yağ delikli / yağ oluklu  
(W33)

1N=0,102kgf

Sınır büyüklükleri (mm)				Rulman No.		Temel dinamik yük değeri Cr (N)	Temel statik yük değeri Cor (N)	Sınır hızı (dak <sup>-1</sup> )	
d	D	B	r (min.)	Silindirik delik	Konik delik			Gres ile yağlanan	Yağ ile yağlanan
130	180	37	1,5	23926E	23926EK	284000	355000	1800	2300
	200	52	2	23026E	23026EK	555000	660000	1700	2000
	200	52	2	23026AX	23026AXK	560000	664000	2100	2700
	200	69	2	24026EX1	24026EX1K30	710000	900000	1600	2100
	200	69	2	24026AX	24026AXK30	680000	803000	1600	2100
	210	64	2	23126EX1	23126EX1K	690000	799000	1500	2000
	210	64	2	23126AX	23126AXK	705000	827000	1700	2200
	210	80	2	24126EX1	24126EX1K30	840000	1030000	1500	2000
	210	80	2	24126AX	24126AXK30	815000	918000	1500	2000
	230	64	3	22226EX	22226EXK	910000	915000	2200	2600
	230	64	3	22226AEX	22226AEXK	815000	765000	1900	2500
	230	80	3	23226EX1	23226EX1K	980000	1090000	1400	1900
	230	80	3	23226AX	23226AXK	965000	1070000	1600	2100
	280	93	4	22326EX	22326EXK	1450000	1340000	1300	1700
	280	93	4	22326AEX	22326AEXK	1370000	1220000	1700	2200
	140	190	37	1,5	23928AX	23928AXK	345000	466000	1700
210		53	2	23028E	23028EK	585000	710000	1600	1900
210		53	2	23028AX	23028AXK	580000	711000	2000	2600
210		69	2	24028EX1	24028EX1K30	720000	920000	1500	2000
210		69	2	24028AX	24028AXK30	720000	819000	1500	2000
225		68	2,1	23128EX1	23128EX1K	790000	940000	1400	1900
225		68	2,1	23128AX	23128AXK	790000	934000	1500	2100
225		85	2,1	24128EX1	24128EX1K30	950000	1180000	1400	1900
225		85	2,1	24128AX	24128AXK30	930000	1030000	1400	1900
250		68	3	22228EX	22228EXK	1050000	1030000	1400	1700
250		68	3	22228AEX	22228AEXK	945000	890000	1800	2300
250		88	3	23228EX1	23228EX1K	1130000	1290000	1300	1700
250	88	3	23228AX	23228AXK	1120000	1270000	1500	1900	
300	102	4	22328E	22328EK	1540000	1520000	1100	1500	
300	102	4	22328A2X	22328A2XK	1560000	1540000	1500	2000	
150	210	45	2	23930AX	23930AXK	465000	622000	1600	2000
	225	56	2,1	23030E	23030EK	640000	790000	1400	1800
	225	56	2,1	23030AX	23030AXK	640000	791000	1800	2400
	225	72	2,1	24030EX1	24030EX1K30	815000	1060000	1400	1800
	225	75	2,1	24030AX	24030AXK30	815000	924000	1400	1800
	250	80	2,1	23130EX1	23130EX1K	1000000	1230000	1300	1700
	250	80	2,1	23130AX	23130AXK	1030000	1310000	1400	1900
	250	100	2,1	24130EX1	24130EX1K	1230000	1520000	1300	1700
	250	100	2,1	24130AX	24130AXK30	1120000	1340000	1300	1700
	270	73	3	22230EX	22230EXK	1200000	1200000	1300	1600
	270	73	3	22230AEX	22230AEXK	1060000	1020000	1600	2100
	270	96	3	23230EX1	23230EX1K	1340000	1540000	1200	1600
270	96	3	23230AX	23230AXK	1320000	1530000	1300	1800	
320	108	4	22330E	22330EK	1770000	1740000	1100	1400	
320	108	4	22330A2X	22330A2XK	1720000	1710000	1400	1900	

Not: K ya da K30 soneki, konik deliği (1/12 ya da 1/30) ifade etmektedir.



- Dinamik denk radyal yük  
Pr=XFr+YFa

$\frac{Fa}{Fr} \leq e$		$\frac{Fa}{Fr} > e$	
X	Y	X	Y
1	Y <sub>1</sub>	0,67	Y <sub>2</sub>

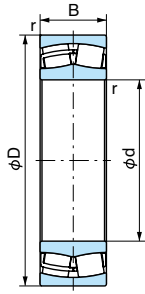
Y<sub>1</sub>, Y<sub>2</sub> ve e değerleri tablodan alınmıştır.

- Statik denk radyal yük  
P<sub>0r</sub>=Fr+Y<sub>0</sub>Fa  
Y<sub>0</sub> değerleri tablodan alınmıştır.

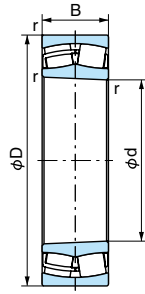
Yağlama deliklerinin ve kanallarının büyüklükleri			Mesnet ve pervaz büyüklükleri (mm)			Sabit e	Eksenel yük faktörü			Kütle (kg) Silindirik delik (Referans)	Rulman No.	
Delik çapı do	Oluk genişliği A	Delik sayısı N	da (min.)	Da (maks.)	ra (maks.)		Y <sub>1</sub>	Y <sub>2</sub>	Y <sub>0</sub>		Silindirik delik	Konik delik
4	8	4	138,5	171,5	1,5	0,18	3,66	5,46	3,58	2,87	23926E	23926EK
5	10	6	140,0	190,0	2,0	0,24	2,87	4,27	2,80	6,14	23026E	23026EK
5	10	6	140,0	190,0	2,0	0,27	2,50	3,72	2,44	6,10	23026AX	23026AXK
6	11	6	140,0	190,0	2,0	0,32	2,14	3,18	2,09	7,93	24026EX1	24026EX1K30
6	11	6	140,0	190,0	2,0	0,33	2,04	3,04	2,00	7,77	24026AX	24026AXK30
5	9	6	140,0	200,0	2,0	0,28	2,42	3,61	2,37	8,60	23126EX1	23126EX1K
5	9	6	140,0	200,0	2,0	0,30	2,25	3,34	2,20	8,90	23126AX	23126AXK
6	11	6	140,0	200,0	2,0	0,36	1,90	2,83	1,86	10,7	24126EX1	24126EX1K30
6	11	6	140,0	200,0	2,0	0,37	1,83	2,72	1,79	10,5	24126AX	24126AXK30
5	10	6	144,0	216,0	2,5	0,26	2,55	3,80	2,50	11,6	22226EX	22226EXK
5	10	6	144,0	216,0	2,5	0,30	2,22	3,30	2,17	11,6	22226AEX	22226AEXK
6	13	6	144,0	216,0	2,5	0,33	2,05	3,05	2,00	14,2	23226EX1	23226EX1K
6	13	6	144,0	216,0	2,5	0,38	1,78	2,65	1,74	14,5	23226AX	23226AXK
8	16	6	148,0	262,0	3,0	0,33	2,03	3,02	1,98	28,4	22326EX	22326EXK
8	16	6	148,0	262,0	3,0	0,38	1,77	2,64	1,73	27,3	22326AEX	22326AEXK
4	7	6	148,5	181,5	1,5	0,18	3,79	5,65	3,71	3,13	23928AX	23928AXK
5	10	6	150,0	200,0	2,0	0,23	2,98	4,44	2,91	6,61	23028E	23028EK
5	10	6	150,0	200,0	2,0	0,25	2,75	4,10	2,69	6,70	23028AX	23028AXK
6	11	6	150,0	200,0	2,0	0,30	2,28	3,39	2,23	8,40	24028EX1	24028EX1K30
6	11	6	150,0	200,0	2,0	0,31	2,15	3,20	2,10	8,22	24028AX	24028AXK30
6	11	6	152,0	213,0	2,0	0,28	2,45	3,65	2,40	10,5	23128EX1	23128EX1K
6	11	6	152,0	213,0	2,0	0,30	2,27	3,37	2,22	10,8	23128AX	23128AXK
8	14	6	152,0	213,0	2,0	0,36	1,87	2,79	1,83	13,0	24128EX1	24128EX1K30
8	14	6	152,0	213,0	2,0	0,36	1,87	2,79	1,83	12,7	24128AX	24128AXK30
6	12	6	154,0	236,0	2,5	0,26	2,60	3,87	2,54	13,9	22228EX	22228EXK
6	12	6	154,0	236,0	2,5	0,30	2,26	3,37	2,21	14,8	22228AEX	22228AEXK
8	15	6	154,0	236,0	2,5	0,34	1,99	2,96	1,95	18,8	23228EX1	23228EX1K
8	16	6	154,0	236,0	2,5	0,38	1,78	2,65	1,74	19,3	23228AX	23228AXK
10	22	6	158,0	282,0	3,0	0,37	1,82	2,72	1,78	35,9	22328E	22328EK
10	22	6	158,0	282,0	3,0	0,40	1,69	2,52	1,65	34,5	22328A2X	22328A2XK
5	9	6	200,0	160,0	2,0	0,20	3,44	5,12	3,36	5,01	23930AX	23930AXK
5	11	6	162,0	213,0	2,0	0,22	3,04	4,53	2,97	8,01	23030E	23030EK
5	11	6	162,0	213,0	2,0	0,24	2,79	4,16	2,73	8,20	23030AX	23030AXK
6	11	6	162,0	213,0	2,0	0,30	2,23	3,32	2,18	10,5	24030EX1	24030EX1K
6	11	6	162,0	213,0	2,0	0,32	2,10	3,13	2,06	10,4	24030AX	24030AXK30
6	13	6	162,0	238,0	2,0	0,30	2,24	3,34	2,19	16,2	23130EX1	23130EX1K
6	13	6	162,0	238,0	2,0	0,35	1,95	2,91	1,91	16,7	23130AX	23130AXK
8	14	6	162,0	238,0	2,0	0,38	1,77	2,64	1,73	19,6	24130EX1	24130EX1K
8	14	6	162,0	238,0	2,0	0,38	1,76	2,62	1,72	19,5	24130AX	24130AXK30
6	14	6	164,0	256,0	2,5	0,25	2,69	4,00	2,63	18,9	22230EX	22230EXK
6	14	6	164,0	256,0	2,5	0,29	2,30	3,42	2,25	18,1	22230AEX	22230AEXK
8	15	6	164,0	256,0	2,5	0,34	1,96	2,93	1,92	24,2	23230EX1	23230EX1K
8	15	6	164,0	256,0	2,5	0,40	1,70	2,53	1,66	24,8	23230AX	23230AXK
10	22	6	168,0	302,0	3,0	0,37	1,82	2,70	1,78	43,3	22330E	22330EK
10	22	6	168,0	302,0	3,0	0,40	1,67	2,49	1,63	41,5	22330A2X	22330A2XK

## Oynak Makaralı Rulmanlar

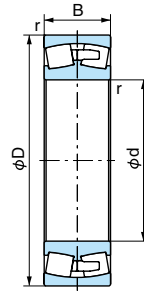
Delik Çapı: 160 ~ 170 mm



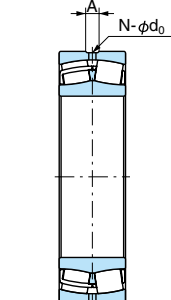
Silindirik delik



Konik delik



Makinede işlenmiş  
pirinç kafesli

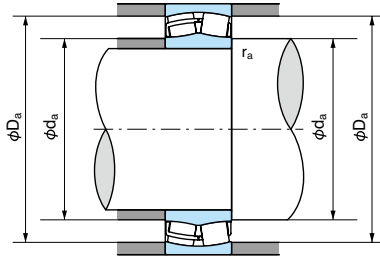


Yağ delikli / yağ oluklu  
(W33)

1N=0,102kgf

d	Sınır büyüklükleri (mm)			Rulman No.		Temel dinamik yük değeri Cr (N)	Temel statik yük değeri Cor (N)	Sınır hızı (dak <sup>-1</sup> )	
	D	B	r (min.)	Silindirik delik	Konik delik			Gres ile yağlanan	Yağ ile yağlanan
160	220	45	2	23932AX	23932AXK	475000	649000	1500	1900
	240	60	2,1	23032E	23032EK	735000	915000	1300	1700
	240	60	2,1	23032AX	23032AXK	735000	917000	1700	2200
	240	80	2,1	24032EX1	24032EX1K30	950000	1280000	1300	1700
	240	80	2,1	24032AX	24032AXK30	915000	1110000	1300	1700
	270	86	2,1	23132EX1	23132EX1K	1180000	1430000	1200	1600
	270	86	2,1	23132AX	23132AXK	1200000	1460000	1300	1700
	270	109	2,1	24132EX1	24132EX1K30	1450000	1810000	1200	1600
	270	109	2,1	24132AX	24132AXK30	1340000	1610000	1200	1600
	290	80	3	22232E	22232EK	1230000	1330000	1200	1500
	290	80	3	22232E2	22232E2K	1230000	1320000	1200	1600
	290	80	3	22232A2X	22232A2XK	1210000	1300000	1500	2000
	290	104	3	23232E	23232EK	1500000	1710000	900	1200
	290	104	3	23232A2X	23232A2XK	1460000	1650000	1300	1600
340	114	4	22332E	22332EK	1950000	1950000	1100	1300	
170	230	45	2	23934AX	23934AXK	490000	691000	1400	1800
	260	67	2,1	23034E	23034EK	880000	1080000	1200	1600
	260	67	2,1	23034AX	23034AXK	880000	1080000	1600	2100
	260	90	2,1	24034EX1	24034EX1K	1120000	1480000	1200	1600
	260	90	2,1	24034AX	24034AXK30	1030000	1320000	1200	1600
	280	88	2,1	23134EX1	23134EX1K	1260000	1530000	1100	1500
	280	88	2,1	23134AX	23134AXK	1260000	1500000	1200	1500
	280	109	2,1	24134AX	24134AXK30	1360000	1650000	1100	1500
	310	86	4	22234E	22234EK	1390000	1510000	1100	1300
	310	110	4	23234E	23234EK	1720000	1970000	900	1200
310	110	4	23234A2X	23234A2XK	1680000	1910000	1200	1500	
360	120	4	22334E	22334EK	2150000	2200000	1000	1200	

Not: K ya da K30 soneki, konik deliği (1/12 ya da 1/30) ifade etmektedir.



- Dinamik denk radyal yük  
Pr=XFr+YFa

$\frac{Fa}{Fr} \leq e$		$\frac{Fa}{Fr} > e$	
X	Y	X	Y
1	Y <sub>1</sub>	0,67	Y <sub>2</sub>

Y<sub>1</sub>, Y<sub>2</sub> ve e değerleri tablodan alınmıştır.

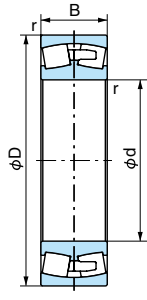
- Statik denk radyal yük  
P<sub>0r</sub>=Fr+Y<sub>0</sub>Fa

Y<sub>0</sub> değerleri tablodan alınmıştır.

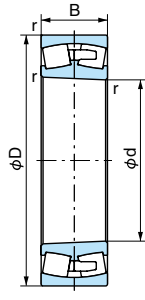
Yağlama deliklerinin ve kanallarının büyüklükleri			Mesnet ve pervaz büyüklükleri (mm)			Sabit e	Eksenel yük faktörü			Kütle (kg) Silindirik delik (Referans)	Rulman No.	
Delik çapı do	Oluk genişliği A	Delik sayısı N	da (min.)	Da (maks.)	ra (maks.)		Y <sub>1</sub>	Y <sub>2</sub>	Y <sub>0</sub>		Silindirik delik	Konik delik
5	10	6	170,0	210,0	2,0	0,19	3,60	5,37	3,52	5,29	23932AX	23932AXK
5	11	6	172,0	228,0	2,0	0,22	3,01	4,48	2,94	9,74	23032E	23032EK
5	11	6	172,0	228,0	2,0	0,24	2,79	4,16	2,73	9,90	23032AX	23032AXK
6	11	6	172,0	228,0	2,0	0,30	2,24	3,34	2,19	12,7	24032EX1	24032EX1K30
6	11	6	172,0	228,0	2,0	0,32	2,12	3,15	2,07	12,4	24032AX	24032AXK30
8	16	6	172,0	258,0	2,0	0,30	2,22	3,30	2,17	20,5	23132EX1	23132EX1K
8	16	6	172,0	258,0	2,0	0,34	1,96	2,91	1,91	21,2	23132AX	23132AXK
10	17	6	172,0	258,0	2,0	0,39	1,74	2,59	1,70	25,5	24132EX1	24132EX1K30
10	17	6	172,0	258,0	2,0	0,39	1,74	2,59	1,70	25,5	24132AX	24132AXK30
6	14	6	174,0	276,0	2,5	0,26	2,57	3,83	2,52	23,7	22232E	22232EK
6	14	6	174,0	276,0	2,5	0,28	2,37	3,53	2,32	24,0	22232E2	22232E2K
6	14	6	174,0	276,0	2,5	0,31	2,20	3,27	2,15	23,8	22232A2X	22232A2XK
10	22	6	174,0	276,0	2,5	0,37	1,82	2,71	1,78	30,4	23232E	23232EK
10	22	6	174,0	276,0	2,5	0,39	1,72	2,56	1,68	30,7	23232A2X	23232A2XK
10	22	6	178,0	322,0	3,0	0,36	1,85	2,75	1,81	51,4	22332E	22332EK
5	10	6	180,0	220,0	2,0	0,18	3,78	5,63	3,70	5,58	23934AX	23934AXK
6	13	6	182,0	248,0	2,0	0,23	2,89	4,31	2,83	13,1	23034E	23034EK
6	13	6	182,0	248,0	2,0	0,27	2,51	3,74	2,45	13,1	23034AX	23034AXK
8	14	6	182,0	248,0	2,0	0,32	2,11	3,15	2,07	17,3	24034EX1	24034EX1K
8	14	6	182,0	248,0	2,0	0,34	2,00	2,97	1,95	17,0	24034AX	24034AXK30
8	16	6	182,0	268,0	2,0	0,29	2,30	3,43	2,25	21,6	23134EX1	23134EX1K
8	16	6	182,0	268,0	2,0	0,34	2,01	3,00	1,97	22,2	23134AX	23134AXK
10	17	6	182,0	268,0	2,0	0,37	1,82	2,70	1,78	26,4	24134AX	24134AXK30
8	18	6	188,0	292,0	3,0	0,29	2,33	3,47	2,28	30,0	22234E	22234EK
10	22	6	188,0	292,0	3,0	0,36	1,85	2,75	1,81	37,0	23234E	23234EK
10	22	6	188,0	292,0	3,0	0,39	1,71	2,54	1,67	37,6	23234A2X	23234A2XK
10	22	6	188,0	342,0	3,0	0,36	1,85	2,75	1,81	60,6	22334E	22334EK

## Oynak Makaralı Rulmanlar

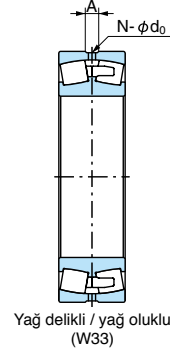
Delik Çapı: 180 ~ 220 mm



Silindirik delik



Konik delik

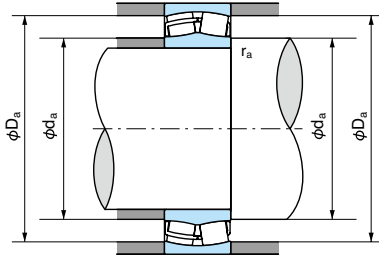


Yağ delikli / yağ oluklu (W33)

1N=0,102kgf

Sınır büyüklükleri (mm)				Rulman No.		Temel dinamik yük değeri Cr (N)	Temel statik yük değeri Cor (N)	Sınır hızı (dak <sup>-1</sup> )		
d	D	B	r (min.)	Silindirik delik	Konik delik			Gres ile yağlanan	Yağ ile yağlanan	
180	250	52	2	23936AX	23936AXK	665000	939000	1300	1700	
	280	74	2,1	23036E	23036EK	1070000	1330000	1200	1500	
	280	74	2,1	23036AX	23036AXK	1040000	1280000	1500	1900	
	280	100	2,1	24036EX1	24036EX1K	1330000	1760000	1100	1400	
	280	100	2,1	24036AX	24036AXK30	1230000	1580000	1100	1400	
	300	96	3	23136E	23136EK	1490000	1810000	900	1200	
	300	96	3	23136A2X	23136A2XK	1450000	1740000	1200	1500	
	300	118	3	24136E	24136EK30	1640000	2040000	900	1200	
	320	86	4	22236E	22236EK	1460000	1610000	1100	1300	
	320	112	4	23236E	23236EK	1790000	2100000	850	1100	
	320	112	4	23236A2X	23236A2XK	1750000	2070000	1200	1500	
	380	126	4	22336E	22336EK	2380000	2400000	950	1200	
	190	260	52	2	23938AX	23938AXK	675000	969000	1200	1600
		290	75	2,1	23038E	23038EK	1080000	1330000	1100	1400
290		75	2,1	23038A2X	23038A2XK	1080000	1310000	1400	1900	
290		100	2,1	24038E	24038EK30	1420000	1920000	900	1200	
320		104	3	23138E	23138EK	1720000	2120000	850	1100	
320		104	3	23138A2X	23138A2XK	1710000	2090000	1100	1400	
320		128	3	24138E	24138EK30	1900000	2380000	850	1100	
340		92	4	22238E	22238EK	1590000	1740000	1000	1200	
340		120	4	23238E	23238EK	2070000	2450000	800	1000	
340		120	4	23238A2X	23238A2XK	2000000	2370000	1100	1400	
400		132	5	22338E	22338EK	2600000	2670000	900	1100	
200	280	60	2,1	23940AX	23940AXK	840000	1190000	1200	1500	
	310	82	2,1	23040E	23040EK	1270000	1560000	1000	1300	
	310	82	2,1	23040A2X	23040A2XK	1270000	1570000	1300	1700	
	310	109	2,1	24040E	24040EK30	1640000	2230000	850	1100	
	340	112	3	23140E	23140EK	1950000	2390000	800	1000	
	340	112	3	23140A2X	23140A2XK	1900000	2330000	1100	1400	
	340	140	3	24140E	24140EK30	2220000	2820000	800	1000	
	360	98	4	22240E	22240EK	1810000	1990000	950	1200	
	360	128	4	23240E	23240EK	2290000	2750000	800	1000	
	360	128	4	23240A2X	23240A2XK	2240000	2680000	1000	1300	
420	138	5	22340E	22340EK	2890000	3000000	850	1000		
220	300	60	2,1	23944E	23944EK	840000	1190000	1000	1300	
	340	90	3	23044E	23044EK	1470000	1880000	950	1200	
	340	90	3	23044A2X	23044A2XK	1460000	1860000	1200	1600	
	340	118	3	24044E	24044EK30	1950000	2670000	800	1000	
	370	120	4	23144E	23144EK	2250000	2870000	700	900	
	370	120	4	23144A2X	23144A2XK	2210000	2780000	1000	1200	
	370	150	4	24144E	24144EK30	2530000	3250000	750	950	
	400	108	4	22244E	22244EK	2140000	2380000	850	1000	
	400	144	4	23244E	23244EK	2920000	3500000	670	850	
	460	145	5	22344E	22344EK	3350000	3600000	750	950	

Not: K ya da K30 soneki, konik deliği (1/12 ya da 1/30) ifade etmektedir.



• Dinamik denk radyal yük  
Pr=XFr+YFa

$\frac{Fa}{Fr} \leq e$		$\frac{Fa}{Fr} > e$	
X	Y	X	Y
1	Y <sub>1</sub>	0,67	Y <sub>2</sub>

Y<sub>1</sub>, Y<sub>2</sub> ve e değerleri tablodan alınmıştır.

• Statik denk radyal yük

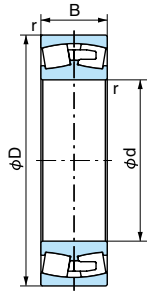
$$P_0 = Fr + Y_0 Fa$$

Y<sub>0</sub> değerleri tablodan alınmıştır.

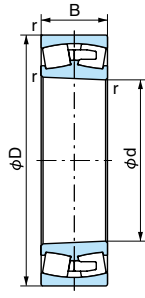
Yağlama deliklerinin ve kanallarının büyüklükleri			Mesnet ve pervaz büyüklükleri (mm)			Sabit e	Eksenel yük faktörü			Kütle (kg) Silindirik delik (Referans)	Rulman No.	
Delik çapı do	Oluk genişliği A	Delik sayısı N	da (min.)	Da (maks.)	ra (maks.)		Y <sub>1</sub>	Y <sub>2</sub>	Y <sub>0</sub>		Silindirik delik	Konik delik
6	10	6	190,0	240,0	2,0	0,19	3,55	5,29	3,48	8,10	23936AX	23936AXK
8	15	6	192,0	268,0	2,0	0,24	2,84	4,23	2,78	17,4	23036E	23036EK
8	15	6	192,0	268,0	2,0	0,27	2,47	3,67	2,41	17,5	23036AX	23036AXK
8	16	6	192,0	268,0	2,0	0,33	2,04	3,03	1,99	22,7	24036EX1	24036EX1K
8	16	6	192,0	268,0	2,0	0,32	2,12	3,15	2,07	22,5	24036AX	24036AXK30
8	18	6	194,0	286,0	2,5	0,32	2,12	3,15	2,07	27,9	23136E	23136EK
8	18	6	194,0	286,0	2,5	0,33	2,04	3,04	2,00	28,2	23136A2X	23136A2XK
10	22	6	194,0	286,0	2,5	0,39	1,73	2,57	1,69	33,7	24136E	24136EK30
8	18	6	198,0	302,0	3,0	0,28	2,43	3,61	2,37	30,9	22236E	22236EK
10	22	6	198,0	302,0	3,0	0,36	1,87	2,79	1,83	39,4	23236E	23236EK
10	22	6	198,0	302,0	3,0	0,39	1,75	2,61	1,71	39,0	23236A2X	23236A2XK
12	26	6	198,0	362,0	3,0	0,36	1,87	2,78	1,83	70,5	22336E	22336EK
6	10	6	200,0	250,0	2,0	0,18	3,69	5,50	3,61	8,46	23938AX	23938AXK
6	14	6	202,0	278,0	2,0	0,25	2,69	4,00	2,63	18,4	23038E	23038EK
6	14	6	202,0	278,0	2,0	0,26	2,55	3,80	2,50	17,8	23038A2X	23038A2XK
8	18	6	202,0	278,0	2,0	0,34	1,98	2,94	1,93	24,6	24038E	24038EK30
10	22	6	204,0	306,0	2,5	0,32	2,09	3,11	2,04	35,0	23138E	23138EK
10	22	6	204,0	306,0	2,5	0,34	1,96	2,92	1,92	33,5	23138A2X	23138A2XK
12	26	6	204,0	306,0	2,5	0,40	1,68	2,50	1,64	42,0	24138E	24138EK30
8	18	6	208,0	322,0	3,0	0,28	2,39	3,56	2,34	37,2	22238E	22238EK
10	22	6	208,0	322,0	3,0	0,36	1,87	2,79	1,83	48,0	23238E	23238EK
10	22	6	208,0	322,0	3,0	0,39	1,72	2,59	1,68	47,5	23238A2X	23238A2XK
12	26	6	212,0	378,0	4,0	0,36	1,89	2,81	1,85	81,8	22338E	22338EK
6	11	6	212,0	268,0	2,0	0,20	3,44	5,13	3,37	11,9	23940AX	23940AXK
8	18	6	212,0	298,0	2,0	0,26	2,64	3,93	2,58	23,4	23040E	23040EK
8	18	6	212,0	298,0	2,0	0,28	2,45	3,64	2,39	23,3	23040A2X	23040A2XK
10	22	6	212,0	298,0	2,0	0,35	1,95	2,90	1,91	31,2	24040E	24040EK30
10	22	6	214,0	326,0	2,5	0,33	2,06	3,06	2,01	42,7	23140E	23140EK
10	22	6	214,0	326,0	2,5	0,35	1,94	2,83	1,89	42,5	23140A2X	23140A2XK
12	26	6	214,0	326,0	2,5	0,41	1,63	2,43	1,60	52,9	24140E	24140EK30
8	18	6	218,0	342,0	3,0	0,29	2,35	3,50	2,30	44,8	22240E	22240EK
12	26	6	218,0	342,0	3,0	0,37	1,85	2,75	1,80	57,7	23240E	23240EK
12	26	6	218,0	342,0	3,0	0,39	1,71	2,54	1,67	57,0	23240A2X	23240A2XK
12	26	6	222,0	398,0	4,0	0,35	1,93	2,87	1,88	93,7	22340E	22340EK
6	12	6	232,0	288,0	2,0	0,18	3,75	5,59	3,67	12,6	23944E	23944EK
8	18	6	234,0	326,0	2,5	0,26	2,64	3,39	2,58	30,7	23044E	23044EK
8	18	6	234,0	326,0	2,5	0,27	2,51	3,74	2,45	30,5	23044A2X	23044A2XK
10	22	6	234,0	326,0	2,5	0,34	1,98	2,95	1,94	40,3	24044E	24044EK30
10	22	6	238,0	352,0	3,0	0,33	2,06	3,07	2,02	54,3	23144E	23144EK
10	22	6	238,0	352,0	3,0	0,34	1,98	2,94	1,93	54,6	23144A2X	23144A2XK
12	26	6	238,0	352,0	3,0	0,41	1,66	2,47	1,62	66,3	24144E	24144EK30
10	22	6	238,0	382,0	3,0	0,29	2,36	3,52	2,31	61,9	22244E	22244EK
12	26	6	238,0	382,0	3,0	0,37	1,83	2,72	1,79	81,4	23244E	23244EK
12	26	6	242,0	438,0	4,0	0,34	2,00	2,98	1,95	119	22344E	22344EK

## Oynak Makaralı Rulmanlar

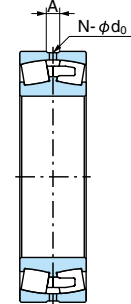
Delik Çapı: 240 ~ 340 mm



Silindirik delik



Konik delik



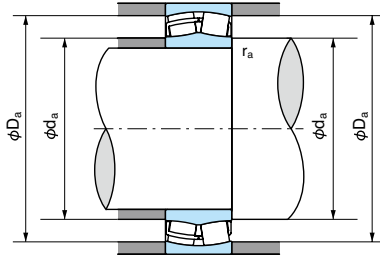
Yağ delikli / yağ oluklu (W33)

1N=0,102kgf

Sınır büyüklükleri (mm)				Rulman No.		Temel dinamik yük değeri Cr (N)	Temel statik yük değeri Cor (N)	Sınır hızı (dak <sup>-1</sup> )	
d	D	B	r (min.)	Silindirik delik	Konik delik			Gres ile yağlanan	Yağ ile yağlanan
240	320	60	2,1	23948E	23948EK	870000	1260000	950	1200
	360	92	3	23048E	23048EK	1530000	2000000	850	1100
	360	92	3	23048A2X	23048A2XK	1570000	2090000	1100	1500
	360	118	3	24048E	24048EK30	1990000	2800000	700	900
	400	128	4	23148E	23148EK	2610000	3350000	670	850
	400	128	4	23148A2X	23148A2XK	2540000	3250000	900	1100
	400	160	4	24148E	24148EK30	2850000	3700000	670	850
	440	120	4	22248E	22248EK	2630000	2930000	750	950
	440	160	4	23248E	23248EK	3400000	4100000	630	800
	500	155	5	22348E	22348EK	3850000	4100000	670	850
260	360	75	2,1	23952E	23952EK	1240000	1780000	850	1000
	400	104	4	23052E	23052EK	1950000	2530000	800	950
	400	140	4	24052E	24052EK30	2630000	3700000	630	850
	440	144	4	23152E	23152EK	3100000	4000000	600	800
	440	180	4	24152E	24152EK30	3550000	4650000	600	800
	480	130	5	22252E	22252EK	3100000	3500000	670	850
	480	174	5	23252E	23252EK	3950000	4800000	560	750
540	165	6	22352E	22352EK	4350000	4750000	630	800	
280	380	75	2,1	23956E	23956EK	1260000	1840000	800	950
	420	106	4	23056E	23056EK	2030000	2720000	710	900
	420	140	4	24056E	24056EK30	2680000	3900000	600	800
	460	146	5	23156E	23156EK	3200000	4200000	560	750
	460	180	5	24156E	24156EK30	3550000	4800000	560	750
	500	130	5	22256E	22256EK	3200000	3700000	630	800
	500	176	5	23256E	23256EK	4150000	5200000	530	670
	580	175	6	22356E	22356EK	4950000	5450000	560	710
300	420	90	3	23960E	23960EK	1740000	2520000	710	900
	460	118	4	23060E	23060EK	2500000	3300000	670	850
	460	160	4	24060E	24060EK30	3350000	4850000	560	710
	500	160	5	23160E	23160EK	3650000	4750000	530	670
	500	200	5	24160E	24160EK30	4450000	6100000	530	670
	540	140	5	22260E	22260EK	3700000	4300000	600	750
	540	192	5	23260E	23260EK	4950000	6250000	480	630
	620	185	7,5	22360E	22360EK	5500000	6050000	520	650
320	440	90	3	23964E	23964EK	1770000	2610000	670	850
	480	121	4	23064E	23064EK	2590000	3500000	630	800
	480	160	4	24064E	24064EK30	3400000	5100000	530	670
	540	176	5	23164E	23164EK	4350000	5700000	480	600
	540	218	5	24164E	24164EK30	5050000	6900000	480	600
	580	150	5	22264E	22264EK	4250000	4900000	550	680
	580	208	5	23264E	23264EK	5600000	7200000	450	600
340	460	90	3	23968E	23968EK	1830000	2790000	630	800
	520	133	5	23068E	23068EK	3150000	4300000	560	710
	520	180	5	24068E	24068EK30	4100000	6050000	480	600
	580	190	5	23168E	23168EK	5150000	6750000	450	560
	580	243	5	24168E	24168EK30	6050000	8300000	450	560
	620	165	6	22268E	22268EK	5600000	6850000	500	620
	620	224	6	23268E	23268EK	6300000	8000000	400	530

Not: K ya da K30 soneki, konik deliği (1/12 ya da 1/30) ifade etmektedir.





• Dinamik denk radyal yük  
Pr=XFr+YFa

$\frac{Fa}{Fr} \leq e$		$\frac{Fa}{Fr} > e$	
X	Y	X	Y
1	Y <sub>1</sub>	0,67	Y <sub>2</sub>

Y<sub>1</sub>, Y<sub>2</sub> ve e değerleri tablodan alınmıştır.

• Statik denk radyal yük

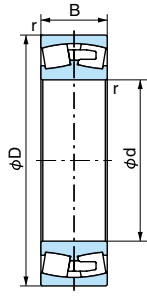
$$P_0 = Fr + Y_0 Fa$$

Y<sub>0</sub> değerleri tablodan alınmıştır.

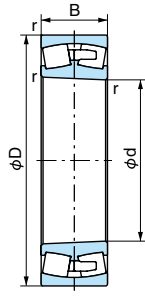
Yağlama deliklerinin ve kanallarının büyüklükleri			Mesnet ve pervaz büyüklükleri (mm)			Sabit e	Eksenel yük faktörü			Kütle (kg) Silindirik delik (Referans)	Rulman No.	
Delik çapı do	Oluk genişliği A	Delik sayısı N	da (min.)	Da (maks.)	ra (maks.)		Y <sub>1</sub>	Y <sub>2</sub>	Y <sub>0</sub>		Silindirik delik	Konik delik
6	12	6	252,0	308,0	2,0	0,17	3,95	5,87	3,86	13,7	23948E	23948EK
8	18	6	254,0	346,0	2,5	0,24	2,76	4,11	2,70	33,5	23048E	23048EK
8	18	6	254,0	346,0	2,5	0,27	2,53	3,77	2,47	33,5	23048A2X	23048A2XK
10	22	6	254,0	346,0	2,5	0,32	2,10	3,13	2,05	43,3	24048E	24048EK30
12	26	6	258,0	382,0	3,0	0,32	2,13	3,17	2,08	66,6	23148E	23148EK
12	26	6	258,0	382,0	3,0	0,33	2,02	3,00	1,97	68,5	23148A2X	23148A2XK
12	26	6	258,0	382,0	3,0	0,40	1,69	2,51	1,65	81,6	24148E	24148EK30
10	22	6	258,0	422,0	3,0	0,28	2,37	3,53	2,32	82,8	22248E	22248EK
12	26	6	258,0	422,0	3,0	0,37	1,80	2,68	1,76	109	23248E	23248EK
12	26	6	262,0	487,0	4,0	0,34	2,00	2,98	1,96	151	22348E	22348EK
8	14	6	272,0	348,0	2,0	0,19	3,54	5,27	3,46	23,7	23952E	23952EK
10	22	6	278,0	382,0	3,0	0,25	2,66	3,97	2,61	48,9	23052E	23052EK
12	26	6	278,0	382,0	3,0	0,34	1,98	2,94	1,93	65,7	24052E	24052EK30
12	26	6	278,0	422,0	3,0	0,33	2,06	3,06	2,01	92,0	23152E	23152EK
15	32	6	278,0	422,0	3,0	0,42	1,59	2,37	1,56	113	24152E	24152EK30
12	26	6	282,0	458,0	4,0	0,28	2,40	3,57	2,34	107	22252E	22252EK
15	32	6	282,0	458,0	4,0	0,38	1,78	2,65	1,74	142	23252E	23252EK
15	32	8	288,0	512,0	5,0	0,33	2,04	3,03	1,99	187	22352E	22352EK
8	14	6	292,0	368,0	2,0	0,18	3,75	5,59	3,67	24,9	23956E	23956EK
10	22	6	298,0	402,0	3,0	0,24	2,79	4,15	2,73	52,7	23056E	23056EK
12	26	6	298,0	402,0	3,0	0,32	2,09	3,11	2,04	69,6	24056E	24056EK30
12	26	6	302,0	438,0	4,0	0,32	2,12	3,15	2,07	98,4	23156E	23156EK
15	32	6	302,0	438,0	4,0	0,39	1,74	2,59	1,70	120	24156E	24156EK30
12	26	6	302,0	478,0	4,0	0,27	2,53	3,77	2,47	113	22256E	22256EK
15	32	6	302,0	478,0	4,0	0,36	2,87	2,79	1,83	152	23256E	23256EK
15	32	8	308,0	552,0	5,0	0,33	2,07	3,09	2,03	228	22356E	22356EK
10	18	6	314,0	406,0	2,5	0,20	3,42	5,08	3,34	39,7	23960E	23960EK
10	22	6	318,0	442,0	3,0	0,25	2,71	4,04	2,65	72,8	23060E	23060EK
12	26	6	318,0	442,0	3,0	0,34	1,99	2,96	1,94	98,7	24060E	24060EK30
12	26	6	322,0	478,0	4,0	0,33	2,06	3,06	2,01	129	23160E	23160EK
15	32	6	322,0	478,0	4,0	0,40	1,68	2,50	1,64	160	24160E	24160EK30
12	26	8	322,0	518,0	4,0	0,27	2,49	3,71	2,43	144	22260E	22260EK
15	32	8	322,0	518,0	4,0	0,37	1,84	2,73	1,80	196	23260E	23260EK
15	32	8	336,0	584,0	6,0	0,32	2,09	3,11	2,04	279	22360E	22360EK
10	18	6	334,0	426,0	2,5	0,19	3,58	5,33	3,50	41,8	23964E	23964EK
12	26	6	338,0	462,0	3,0	0,24	2,76	4,11	2,70	78,6	23064E	23064EK
12	26	6	338,0	462,0	3,0	0,32	2,09	3,11	2,04	104	24064E	24064EK30
15	32	8	342,0	518,0	4,0	0,33	2,03	3,02	1,98	168	23164E	23164EK
15	35	4	342,0	518,0	4,0	0,41	1,65	2,46	1,61	206	24164E	24164EK30
12	26	8	342,0	558,0	4,0	0,27	2,51	3,73	2,45	179	22264E	22264EK
20	40	8	342,0	558,0	4,0	0,37	1,83	2,72	1,76	244	23264E	23264EK
10	18	6	354,0	446,0	2,5	0,18	3,80	5,66	3,72	44,1	23968E	23968EK
12	26	8	362,0	498,0	4,0	0,25	2,74	4,08	2,68	104	23068E	23068EK
15	32	8	362,0	498,0	4,0	0,34	1,98	2,94	1,93	141	24068E	24068EK30
15	32	8	362,0	558,0	4,0	0,33	2,03	3,02	1,98	212	23168E	23168EK
20	40	8	362,0	558,0	4,0	0,42	1,62	2,42	1,59	267	24168E	24168EK30
15	32	8	368,0	592,0	5,0	0,27	2,49	3,71	2,43	224	22268E	22268EK
20	40	8	368,0	592,0	5,0	0,37	1,82	2,70	1,78	299	23268E	23268EK

## Oynak Makaralı Rulmanlar

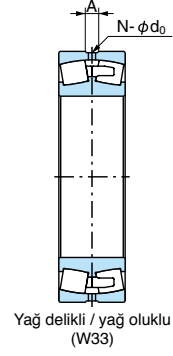
Delik Çapı: 360 ~ 500 mm



Silindirik delik



Konik delik

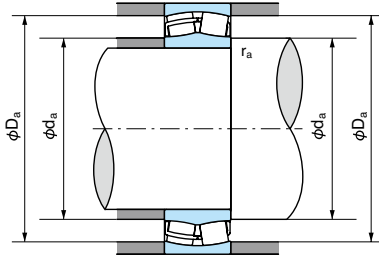


Yağ delikli / yağ oluklu (W33)

1N=0,102kgf

Sınır büyüklükleri (mm)				Rulman No.		Temel dinamik yük değeri Cr (N)	Temel statik yük değeri Cor (N)	Sınır hızı (dak <sup>-1</sup> )	
d	D	B	r (min.)	Silindirik delik	Konik delik			Gres ile yağlanan	Yağ ile yağlanan
360	480	90	3	23972E	23972EK	1890000	2960000	600	750
	540	134	5	23072E	23072EK	3200000	4500000	530	670
	540	180	5	24072E	24072EK30	4250000	6350000	450	600
	600	192	5	23172E	23172EK	5350000	7250000	430	530
	600	243	5	24172E	24172EK30	6250000	8750000	430	530
380	650	232	6	23272E	23272EK	6950000	9000000	380	500
	520	106	4	23976E	23976EK	2390000	3650000	530	670
	560	135	5	23076E	23076EK	3300000	4700000	530	630
	560	180	5	24076E	24076EK30	4300000	6650000	450	560
	620	194	5	23176E	23176EK	5400000	7400000	400	500
400	620	243	5	24176E	24176EK30	6450000	9300000	400	500
	680	240	6	23276E	23276EK	7500000	9800000	360	480
	540	106	4	23980E	23980EK	2470000	3900000	530	630
	600	148	5	23080E	23080EK	3900000	5500000	480	600
	600	200	5	24080E	24080EK30	5000000	7650000	400	500
420	650	200	6	23180E	23180EK	5750000	7900000	380	480
	650	250	6	24180E	24180EK30	6900000	9850000	380	480
	720	256	6	23280E	23280EK	8500000	11100000	340	450
	560	106	4	23984E	23984EK	2520000	4000000	500	600
	620	150	5	23084E	23084EK	4050000	5850000	450	560
440	620	200	5	24084E	24084EK30	5150000	8000000	380	480
	700	224	6	23184E	23184EK	6800000	9250000	360	450
	700	280	6	24184E	24184EK30	8350000	12000000	360	450
	760	272	7,5	23284E	23284EK	9400000	12500000	330	430
	600	118	4	23988E	23988EK	3100000	4900000	450	560
460	650	157	6	23088E	23088EK	4300000	6250000	430	530
	650	212	6	24088E	24088EK30	5750000	9000000	360	450
	720	226	6	23188E	23188EK	7150000	10000000	340	430
	720	280	6	24188E	24188EK30	8550000	12700000	340	430
	790	280	7,5	23288E	23288EK	10000000	13300000	320	400
480	620	118	4	23992E	23992EK	3050000	4900000	430	530
	680	163	6	23092E	23092EK	4700000	6850000	400	500
	680	218	6	24092E	24092EK30	6100000	9650000	340	430
	760	240	7,5	23192E	23192EK	8000000	11200000	320	400
	760	300	7,5	24192E	24192EK30	9450000	13900000	320	400
500	830	296	7,5	23292E	23292EK	10600000	14500000	300	380
	650	128	5	23996E	23996EK	3300000	5450000	430	530
	700	165	6	23096E	23096EK	4850000	7250000	400	480
	700	218	6	24096E	24096EK30	6300000	10100000	340	430
	790	248	7,5	23196E	23196EK	8500000	12000000	300	380
500	790	308	7,5	24196E	24196EK30	9950000	14800000	300	380
	870	310	7,5	23296E	23296EK	11300000	15400000	280	360
	670	128	5	239/500E	239/500EK	3400000	5700000	400	500
	720	167	6	230/500E	230/500EK	5050000	7650000	380	480
	720	218	6	240/500E	240/500EK30	6450000	10500000	320	400
500	830	264	7,5	231/500E	231/500EK	9300000	13000000	280	360
	830	325	7,5	241/500E	241/500EK30	11000000	16200000	280	360
	920	336	7,5	232/500E	232/500EK	13200000	17800000	260	340

Not: K ya da K30 soneki, konik deliği (1/12 ya da 1/30) ifade etmektedir.



• Dinamik denk radyal yük  
 $P_r = XFr + YFa$

$\frac{Fa}{Fr} \leq e$		$\frac{Fa}{Fr} > e$	
X	Y	X	Y
1	$Y_1$	0,67	$Y_2$

$Y_1, Y_2$  ve  $e$  değerleri tablodan alınmıştır.

• Statik denk radyal yük

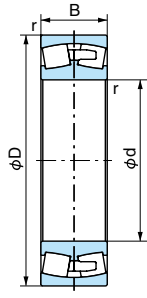
$$P_0 = Fr + Y_0 Fa$$

$Y_0$  değerleri tablodan alınmıştır.

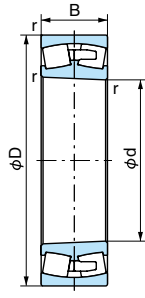
Yağlama deliklerinin ve kanallarının büyüklükleri			Mesnet ve pervaz büyüklükleri (mm)			Sabit e	Eksenel yük faktörü			Kütle (kg) Silindirik delik (Referans)	Rulman No.	
Delik çapı do	Oluk genişliği A	Delik sayısı N	da (min.)	Da (maks.)	ra (maks.)		$Y_1$	$Y_2$	$Y_0$		Silindirik delik	Konik delik
10	18	6	374,0	466,0	2,5	0,17	4,05	6,03	3,96	46,2	23972E	23972EK
12	26	8	382,0	518,0	4,0	0,24	2,84	4,23	2,78	110	23072E	23072EK
15	32	8	382,0	518,0	4,0	0,33	2,06	3,06	2,01	148	24072E	24072EK30
15	32	8	382,0	578,0	4,0	0,33	2,07	3,09	2,03	225	23172E	23172EK
20	40	8	382,0	578,0	4,0	0,42	1,60	2,39	1,57	279	24172E	24172EK30
20	40	8	388,0	622,0	5,0	0,37	1,82	2,70	1,78	342	23272E	23272EK
12	24	8	398,0	502,0	3,0	0,19	3,58	5,33	3,50	68,2	23976E	23976EK
12	26	8	402,0	538,0	4,0	0,23	2,92	4,35	2,86	116	23076E	23076EK
15	32	8	402,0	538,0	4,0	0,31	2,15	3,20	2,10	154	24076E	24076EK30
15	32	8	402,0	598,0	4,0	0,32	2,13	3,17	2,08	236	23176E	23176EK
20	40	8	402,0	598,0	4,0	0,40	1,70	2,53	1,66	290	24176E	24176EK30
20	40	8	408,0	652,0	5,0	0,36	1,86	2,77	1,82	383	23276E	23276EK
12	24	8	418,0	522,0	3,0	0,18	3,75	5,59	3,67	71,4	23980E	23980EK
12	26	8	422,0	578,0	4,0	0,24	2,81	4,19	2,75	151	23080E	23080EK
15	32	8	422,0	578,0	4,0	0,33	2,03	3,02	1,98	204	24080E	24080EK30
15	32	8	428,0	622,0	5,0	0,31	2,18	3,24	2,13	266	23180E	23180EK
20	40	8	428,0	622,0	5,0	0,39	1,73	2,57	1,69	330	24180E	24180EK30
20	45	8	428,0	692,0	5,0	0,36	1,86	2,77	1,82	461	23280E	23280EK
12	24	8	438,0	542,0	3,0	0,18	3,85	5,73	3,76	74,4	23984E	23984EK
12	26	8	442,0	598,0	4,0	0,23	2,92	4,35	2,86	158	23084E	23084EK
15	32	8	442,0	598,0	4,0	0,32	2,09	3,11	2,04	212	24084E	24084EK30
20	40	8	448,0	672,0	5,0	0,33	2,06	3,06	2,01	354	23184E	23184EK
20	45	8	448,0	672,0	5,0	0,40	1,68	2,50	1,64	437	24184E	24184EK30
20	45	8	456,0	724,0	6,0	0,37	1,84	2,74	1,80	548	23284E	23284EK
12	24	8	458,0	582,0	3,0	0,18	3,66	5,46	3,58	101	23988E	23988EK
12	26	8	468,0	622,0	5,0	0,24	2,87	4,27	2,80	183	23088E	23088EK
20	40	8	468,0	622,0	5,0	0,32	2,09	3,11	2,04	247	24088E	24088EK30
20	40	8	468,0	692,0	5,0	0,32	2,13	3,17	2,08	371	23188E	23188EK
20	45	8	468,0	692,0	5,0	0,39	1,73	2,58	1,69	460	24188E	24188EK30
20	45	8	476,0	754,0	6,0	0,36	1,86	2,77	1,82	605	23288E	23288EK
12	24	8	478,0	602,0	3,0	0,18	3,85	5,73	3,76	105	23992E	23992EK
15	32	8	488,0	652,0	5,0	0,23	2,92	4,35	2,86	208	23092E	23092EK
20	40	8	488,0	652,0	5,0	0,32	2,12	3,15	2,07	279	24092E	24092EK30
20	40	8	496,0	724,0	6,0	0,32	2,12	3,15	2,07	446	23192E	23192EK
20	45	8	496,0	724,0	6,0	0,40	1,69	2,52	1,65	550	24192E	24192EK30
20	45	8	496,0	794,0	6,0	0,36	1,85	2,75	1,81	709	23292E	23292EK
15	32	8	502,0	628,0	4,0	0,18	3,75	5,59	3,67	126	23996E	23996EK
15	32	8	508,0	672,0	5,0	0,22	3,01	4,48	2,94	217	23096E	23096EK
20	40	8	508,0	672,0	5,0	0,31	2,20	3,27	2,15	290	24096E	24096EK30
20	40	8	516,0	754,0	6,0	0,32	2,12	3,15	2,07	495	23196E	23196EK
20	45	8	516,0	754,0	6,0	0,39	1,71	2,54	1,67	625	24196E	24196EK30
20	45	8	516,0	834,0	6,0	0,37	1,82	2,70	1,78	820	23296E	23296EK
15	28	8	522,0	648,0	4,0	0,18	3,85	5,73	3,76	130	239500E	239500EK
15	32	8	528,0	692,0	5,0	0,22	3,07	4,57	3,00	228	230500E	230500EK
20	40	8	528,0	692,0	5,0	0,30	2,26	3,37	2,21	300	240500E	240500EK30
20	45	8	536,0	794,0	6,0	0,32	2,09	3,11	2,04	584	231500E	231500EK
25	50	8	536,0	794,0	6,0	0,40	1,70	2,53	1,66	718	241500E	241500EK30
25	50	8	536,0	884,0	6,0	0,38	1,78	2,65	1,74	1000	232500E	232500EK

## Oynak Makaralı Rulmanlar

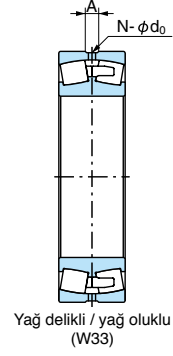
Delik Çapı: 530 ~ 1060 mm



Silindirik delik



Konik delik

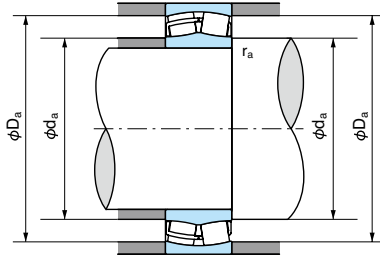


Yağ delikli / yağ oluklu (W33)

1N=0,102kgf

Sınır büyüklükleri (mm)				Rulman No.		Temel dinamik yük değeri Cr (N)	Temel statik yük değeri Cor (N)	Sınır hızı (dak <sup>-1</sup> )	
d	D	B	r (min.)	Silindirik delik	Konik delik			Gres ile yağlanan	Yağ ile yağlanan
530	710	136	5	239/530E	239/530EK	4100000	6800000	360	450
	780	185	6	230/530E	230/530EK	6250000	9450000	370	450
	780	250	6	240/530E	240/530EK30	7800000	12500000	300	370
	870	272	7,5	231/530E	231/530EK	10200000	14600000	260	340
	980	355	9,5	232/530E	232/530EK	15300000	21000000	240	300
560	750	140	5	239/560E	239/560EK	4250000	6950000	340	430
	820	195	6	230/560E	230/560EK	7000000	10800000	340	430
	820	258	6	240/560E	240/560EK30	8350000	13500000	280	350
	920	280	7,5	231/560E	231/560EK	11000000	15800000	240	320
	1030	365	9,5	232/560E	232/560EK	16000000	22000000	220	280
600	800	150	5	239/600E	239/600EK	4800000	8050000	320	400
	870	200	6	230/600E	230/600EK	7650000	12000000	320	400
	870	272	6	240/600E	240/600EK30	9050000	14900000	260	330
	980	300	7,5	231/600E	231/600EK	12100000	17500000	220	280
	1090	388	9,5	232/600E	232/600EK	17900000	25100000	200	260
630	850	165	6	239/630E	239/630EK	5750000	9700000	300	360
	920	212	7,5	230/630E	230/630EK	8350000	13100000	290	380
	1030	315	7,5	231/630E	231/630EK	13500000	19800000	200	260
670	900	170	6	239/670E	239/670EK	6200000	10500000	260	340
	980	230	7,5	230/670E	230/670EK	9650000	15300000	270	340
	980	308	7,5	240/670E	240/670EK30	12000000	19800000	230	290
	1090	336	7,5	231/670E	231/670EK	15300000	23000000	190	240
	710	950	180	6	239/710E	239/710EK	6950000	12100000	240
1030		236	7,5	230/710E	230/710EK	10300000	16600000	250	320
1150		345	9,5	231/710E	231/710EK	16800000	25300000	170	220
750	1000	185	6	239/750E	239/750EK	7500000	13200000	220	300
	1090	250	7,5	230/750E	230/750EK	11700000	18900000	230	300
	1220	365	9,5	231/750E	231/750EK	18100000	27700000	170	210
800	1060	195	6	239/800E	239/800EK	8150000	14500000	220	280
	1150	258	7,5	230/800E	230/800EK	12200000	20900000	210	270
	1150	345	7,5	240/800E	240/800EK30	15400000	27200000	200	250
	1280	375	9,5	231/800E	231/800EK	20000000	31000000	160	210
	850	1120	200	6	239/850E	239/850EK	8600000	15600000	190
1220		272	7,5	230/850E	230/850EK	13600000	22500000	190	240
900	1180	206	6	239/900E	239/900EK	9300000	17000000	180	240
	1280	280	7,5	230/900E	230/900EK	14600000	25400000	180	220
950	1250	224	7,5	239/950E	239/950EK	10800000	19900000	170	220
	1360	300	7,5	230/950E	230/950EK	16100000	27200000	160	200
1000	1320	236	7,5	239/1000E	239/1000EK	11600000	21300000	150	200
	1420	308	7,5	230/1000E	230/1000EK	17200000	29700000	150	190
1060	1400	250	7,5	239/1060E	239/1060EK	13200000	24500000	140	180

Not: K ya da K30 soneki, konik deliği (1/12 ya da 1/30) ifade etmektedir.



• Dinamik denk radyal yük  
Pr=XFr+YFa

$\frac{Fa}{Fr} \leq e$		$\frac{Fa}{Fr} > e$	
X	Y	X	Y
1	Y <sub>1</sub>	0,67	Y <sub>2</sub>

Y<sub>1</sub>, Y<sub>2</sub> ve e değerleri tablodan alınmıştır.

• Statik denk radyal yük

$$P_0 = Fr + Y_0 Fa$$

Y<sub>0</sub> değerleri tablodan alınmıştır.

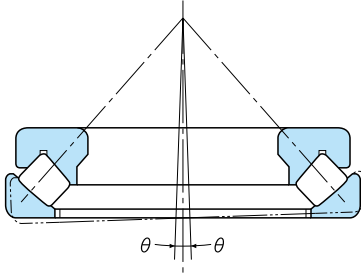
Yağlama deliklerinin ve kanallarının büyüklükleri			Mesnet ve pervaz büyüklükleri (mm)			Sabit e	Eksenel yük faktörü			Kütle (kg) Silindirik delik (Referans)	Rulman No.	
Delik çapı do	Oluk genişliği A	Delik sayısı N	da (min.)	Da (maks.)	ra (maks.)		Y <sub>1</sub>	Y <sub>2</sub>	Y <sub>0</sub>		Silindirik delik	Konik delik
15	28	8	552,0	688,0	4,0	0,18	3,85	5,73	3,76	156	239/530E	239/530EK
15	32	8	558,0	752,0	5,0	0,23	2,98	4,44	2,91	308	230/530E	230/530EK
20	40	8	558,0	752,0	5,0	0,32	2,12	3,15	2,07	417	240/530E	240/530EK30
20	45	8	566,0	834,0	6,0	0,32	2,13	3,17	2,08	640	231/530E	231/530EK
25	60	8	574,0	936,0	8,0	0,37	1,80	2,69	1,76	1215	232/530E	232/530EK
15	28	8	582,0	728,0	4,0	0,17	3,90	5,80	3,81	177	239/560E	239/560EK
15	32	8	588,0	792,0	5,0	0,23	2,95	4,39	2,89	359	230/560E	230/560EK
20	45	8	588,0	792,0	5,0	0,31	2,21	3,29	2,16	468	240/560E	240/560EK30
20	45	8	596,0	884,0	6,0	0,31	2,20	3,27	2,15	732	231/560E	231/560EK
25	50	8	612,0	992,0	8,0	0,37	1,82	2,70	1,78	1390	232/560E	232/560EK
20	35	8	622,0	778,0	4,0	0,17	3,95	5,87	3,86	214	239/600E	239/600EK
15	32	8	628,0	842,0	5,0	0,22	3,10	4,62	3,03	408	230/600E	230/600EK
20	45	8	628,0	842,0	5,0	0,31	2,20	3,27	2,15	551	240/600E	240/600EK30
20	45	8	636,0	944,0	6,0	0,31	0,22	3,27	2,15	887	231/600E	231/600EK
25	50	8	654,0	1048	8,0	0,37	1,82	2,70	1,78	1640	232/600E	232/600EK
20	35	8	658,0	822,0	5,0	0,18	3,71	5,52	3,62	273	239/630E	239/630EK
20	40	8	666,0	884,0	6,0	0,22	3,07	4,57	3,00	487	230/630E	230/630EK
20	45	8	666,0	994,0	6,0	0,31	2,20	3,27	2,15	1070	231/630E	231/630EK
20	35	8	698,0	872,0	5,0	0,17	3,90	5,80	3,81	316	239/670E	239/670EK
20	40	8	706,0	944,0	6,0	0,22	3,01	4,48	2,94	603	230/670E	230/670EK
20	45	8	706,0	944,0	6,0	0,31	2,21	3,29	2,16	801	240/670E	240/670EK30
25	50	8	706,0	1054	6,0	0,31	2,18	3,24	2,13	1260	231/670E	231/670EK
20	35	8	738,0	922,0	5,0	0,17	3,90	5,80	3,81	369	239/710E	239/710EK
20	40	8	746,0	994,0	6,0	0,22	3,10	4,62	3,03	676	230/710E	230/710EK
25	50	8	754,0	1106	8,0	0,30	2,24	3,34	2,19	1432	231/710E	231/710EK
20	35	8	778,0	972,0	5,0	0,17	4,00	5,95	3,91	417	239/750E	239/750EK
20	40	8	786,0	1054	6,0	0,22	3,10	4,62	3,03	803	230/750E	230/750EK
25	50	8	794,0	1176	8,0	0,30	2,25	3,34	2,20	1710	231/750E	231/750EK
20	35	8	825,0	1032	5,0	0,17	4,00	5,96	3,91	470	239/800E	239/800EK
20	45	8	836,0	1114	6,0	0,21	3,20	4,77	3,13	910	230/800E	230/800EK
25	50	8	836,0	1114	6,0	0,28	2,43	3,61	2,37	1200	240/800E	240/800EK30
25	50	8	844,0	1236	8,0	0,29	2,32	3,45	2,26	1910	231/800E	231/800EK
20	40	8	878,0	1092	5,0	0,16	4,16	6,20	4,07	546	239/850E	239/850EK
20	40	8	886,0	1184	6,0	0,21	3,20	4,77	3,13	1059	230/850E	230/850EK
20	40	8	928,0	1152	5,0	0,16	4,22	6,28	4,13	618	239/900E	239/900EK
20	45	8	936,0	1244	6,0	0,21	3,27	4,87	3,20	1200	230/900E	230/900EK
20	40	8	986,0	1214	6,0	0,16	4,11	6,12	4,02	763	239/950E	239/950EK
20	45	8	986,0	1324	6,0	0,21	3,23	4,82	3,16	1450	230/950E	230/950EK
25	48	8	1036	1284	6,0	0,17	4,05	6,03	3,96	895	239/1000E	239/1000EK
20	45	8	1036	1384	6,0	0,21	3,27	4,87	3,20	1610	230/1000E	230/1000EK
25	48	8	1096	1364	6,0	0,17	4,05	6,03	3,96	1077	239/1060E	239/1060EK



# Oynak Makaralı Eksenel Rulmanlar

## Eksen kaçıklığı

Genel servis koşullarında izin verilen maksimum eksen kaçıklığı açısı 2°'dir. Bu tip yatakların eksen kaçıklığı avantajlarının kullanılması halinde mutlaka çevredeki parçalar ile arasında uygun boşluğun bırakılmasına dikkat edilmelidir.



## Emniyet faktörü

Emniyet faktörü (So) mutlaka 4'ten büyük olmalıdır.

## Minimum eksenel yük

Makaralar ile kanal arasında meydana gelen kayma hareketinden kaynaklanabilecek hasarları önlemek için oynak makaralı eksenel rulmanlar mutlaka minimum yükten (Fz min.) daha yüksek bir yüke tabi tutulmalıdır.

$$F_{amin} = \frac{C_{oa}}{1000}$$

## Yağlama

E tipi Oynak Makaralı Eksenel Rulmanlarda (kafes ile kılavuz gömleği ve makara ile muhafaza arasında) birçok kayan yüzey mevcut olduğundan dolayı yağ ile (gres ile değil) yağlama uygulanmalıdır.

## Oynak Makaralı Eksenel Rulmanlar İçin Tolerans Değerleri (0 Nolu Sınıf)

### İç Bilezikler İçin Tolerans Değerleri

Birim: μm

Nominal rulman delik çapı d (mm)	Tek düzlemde ortalama delik çapı sapması	Referanslar					
		Tek bir radyal düzlemdeki delik çapı değişimi		Delikli iç bilezik referans alın eksantrikliği		Tek yükseklik sapması	
	$\Delta d_{mp}$	$Vd_p$		$S_d$		$\Delta T_s$	
Üstünde	Dahil	Yüksek	Düşük	Yüksek	Düşük	Yüksek	Düşük
50	80	0	-15	11	25	+150	-150
80	120	0	-20	15	25	+200	-200
120	180	0	-25	19	30	+250	-250
180	250	0	-30	23	30	+300	-300
250	315	0	-35	26	35	+350	-350
315	400	0	-40	30	40	+400	-400
400	500	0	-45	34	45	+450	-450

### Dış Bilezikler İçin Tolerans Değerleri

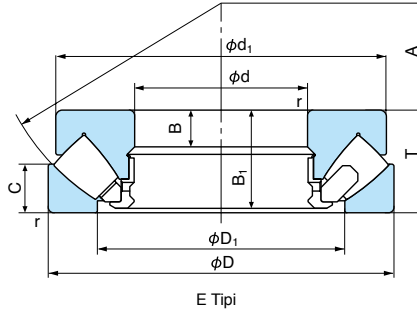
Birim: μm

Nominal rulman dış çapı D (mm)	Dış çap sapması			
	$\Delta D_{mp}$			
Üstünde	Dahil	Yüksek	Düşük	
120	180	0	-25	
180	250	0	-30	
250	315	0	-35	
315	400	0	-40	
400	500	0	-45	
500	630	0	-50	
630	800	0	-75	
800	1000	0	-100	

Hatırlatmalar: Rulman deliği çapları için bu tabloda belirtilen yüksek sapma bilezik yüzeyinden itibaren 1,2 x r (maks.) mesafesinden itibaren geçerli değildir. Rulman dış çapları için bu tabloda belirtilen düşük sapma bilezik yüzeyinden itibaren 1,2 x r (maks.) mesafesinden itibaren geçerli değildir.

## Oynak Makaralı Eksenel Rulmanlar

Delik Çapı: 60 ~ 180 mm



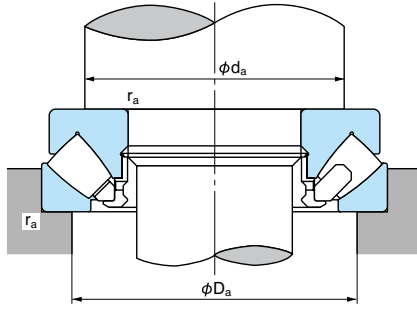
E Tipi

1N=0,102kgf

Sınır büyüklükleri (mm)				Rulman No.	Temel dinamik yük değeri Ca (N)	Temel statik yük değeri Coa (N)	Sınır hızı (dak <sup>-1</sup> )	
d	D	T	r (min.)				Gres ile yağlanan	Yağ ile yağlanan
60	130	42	1,5	29412E	299000	890000	–	2800
	130	42	1,5	29412EX	350000	915000	1800	2800
65	140	45	2	29413E	345000	1040000	–	2700
	140	45	2	29413EX	410000	1110000	1700	2700
70	150	48	2	29414E	375000	1110000	–	2400
	150	48	2	29414EX	490000	1350000	–	2400
75	160	51	2	29415E	445000	1380000	–	2300
	160	51	2	29415EX	525000	1470000	1600	2300
80	170	54	2,1	29416E	480000	1490000	–	2100
	170	54	2,1	29416EX	580000	1630000	1500	2100
85	150	39	1,5	29317E	293000	990000	–	2700
	150	39	1,5	29317EX	365000	1060000	1600	2700
	180	58	2,1	29417E	540000	1720000	–	2000
	180	58	2,1	29417EX	640000	1810000	1300	2000
90	155	39	1,5	29318E	300000	1040000	–	2700
	155	39	1,5	29318EX	355000	1070000	1600	2700
	190	60	2,1	29418E	620000	2020000	–	1900
	190	60	2,1	29418EX	710000	2080000	1300	1900
100	170	42	1,5	29320E	355000	1260000	–	2500
	170	42	1,5	29320EX	435000	1400000	1500	2500
	210	67	3	29420E	690000	2230000	–	1700
	210	67	3	29420EX	870000	2530000	1100	1700
110	190	48	2	29322E	470000	1680000	–	2100
	190	48	2	29322EX	550000	1730000	1300	2100
	230	73	3	29422E	845000	2820000	–	1500
	230	73	3	29422EX	1060000	3150000	950	1500
120	210	54	2,1	29324E	565000	2030000	–	1900
	210	54	2,1	29324EX	670000	2160000	1100	1900
	250	78	4	29424E	1030000	3450000	–	1400
	250	78	4	29424EX	1210000	3750000	900	1400
130	225	58	2,1	29326E	665000	2420000	–	1800
	225	58	2,1	29326EX	770000	2440000	1000	1800
	270	85	4	29426E	1140000	3850000	–	1200
	270	85	4	29426EX	1400000	4300000	850	1200
140	240	60	2,1	29328E	700000	2560000	–	1600
	240	60	2,1	29328EX	860000	2840000	950	1600
	280	85	4	29428E	1200000	4050000	–	1200
	280	85	4	29428EX	1410000	4350000	850	1200
150	215	39	1,5	29230E	335000	1390000	–	2100
	250	60	2,1	29330E	735000	2840000	–	1600
	300	90	4	29430E	1330000	4600000	–	1100
	300	90	4	29430EX	1630000	5150000	800	1100
160	225	39	1,5	29232E	345000	1470000	–	2100
	270	67	3	29332E	880000	3400000	–	1400
	270	67	3	29332EX	1040000	3500000	850	1400
	320	95	5	29432E	1510000	5350000	–	1000
170	320	95	5	29432EX	1820000	5750000	750	1000
	240	42	1,5	29234E	390000	1700000	–	1900
	280	67	3	29334E	900000	3550000	–	1400
	340	103	5	29434E	1670000	5900000	–	950
180	250	42	1,5	29236E	420000	1900000	–	1900
	300	73	3	29336E	1020000	3950000	–	1300
	360	109	5	29436E	1950000	7000000	–	860

Not: Ağır yüklü uygulamalar için da'nın mil rondela muhafazasını taşıyabilecek büyüklükte olması gerekmektedir.





- Dinamik denk eksenel yük  
 $P_a = F_a + 1,2F_r$
  - Statik denk eksenel yük  
 $P_{0a} = F_a + 2,7F_r$
- burada,  $F_a$  : Eksenel yük  
 $F_r$  : Radyal yük

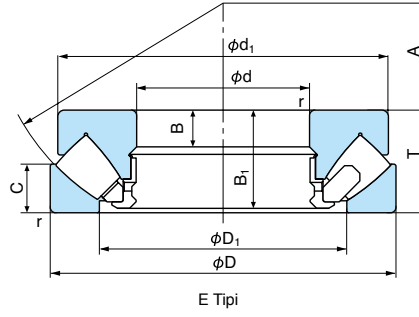
Ancak, mutlaka  $\frac{F_r}{F_a} \leq 0,55$

ve  $F_r/F_a \leq 0,55$  olmalıdır.

Referans Büyüklükleri (mm)						Mesnet ve pervaz büyüklükleri (mm)			Ara halka büyüklükleri (mm)		Kütle (kg) (Referans)	Rulman No.
$d_i$	$D_i$	B	$B_i$	C	A	$d_a$ (min.)	$D_a$ (maks.)	$r_a$ (maks.)	$db_1$ (maks.)	$db_2$ (maks.)		
123	89	15	39,5	20	38	91	108	1,5	–	–	2,75	29412E
123	87	27	37,1	20	38	91	108	1,5	66,0	66,0	2,50	29412EX
133	96	16	42,5	21	42	99	115	2,0	–	–	3,41	29413E
123	93,5	29,5	40	21	42	99	115	2,0	72,0	72,0	3,20	29413EX
142	103	17	45,5	23	44	106	125	2,0	–	–	4,16	29414E
128,3	98,4	32	42,7	23	44	106	125	2,0	75,5	77,5	3,82	29414EX
152	109	18	48	24	47	113	132	2,0	–	–	4,98	29415E
140	105,6	34,5	45,6	24	47	113	132	2,0	82,5	82,5	4,70	29415EX
162	117	19	51	26	50	120	140	2,0	–	–	5,95	29416E
149	113	36	48,2	26	50	120	140	2,0	88,0	88,0	5,60	29416EX
143,5	114	13	37	19	50	115	135	1,5	–	–	2,87	29317E
134	110,5	25	35	19	50	115	135	1,5	90,0	90,0	2,67	29317EX
170	125	21	55	28	54	130	150	2,0	–	–	7,19	29417E
158,2	120,5	37	50,6	28	54	130	150	2,0	94,0	94,0	6,69	29417EX
148,5	117	13	37	19	52	120	140	1,5	–	–	3,06	29318E
135,2	116	23,8	35,1	19	52	120	140	1,5	95,0	95,0	2,75	29318EX
180	132	22	57	29	56	135	157	2,0	–	–	8,28	29418E
162	127	40,5	53	29	56	135	157	2,0	99,0	99,0	7,83	29418EX
163	129	14	40	20,8	58	130	150	1,5	–	–	3,91	29320E
146,9	126	27	38,2	20,8	58	130	150	1,5	105,0	107,0	3,61	29320EX
200	146	24	64	32	62	150	175	2,5	–	–	11,2	29420E
181	139	44,5	59,6	32	62	150	175	2,5	108,0	110,0	10,6	29420EX
182	143	16	45,5	23	64	145	165	2,0	–	–	5,67	29322E
165,1	140,6	30,9	44	23	64	145	165	2,0	116,0	117,0	5,22	29322EX
220	162	26	69	35	69	165	190	2,5	–	–	14,7	29422E
199,6	153,4	48	64,4	35	69	165	190	2,5	119,5	120,0	14,0	29422EX
200	159	18	51	26	70	160	180	2,0	–	–	7,90	29324E
184,5	155	34,5	48,7	26	70	160	180	2,0	127,0	128,0	7,30	29324EX
236	174	29	74	37	74	180	205	3,0	–	–	18,5	29424E
218	166,5	54	70,9	37	74	180	205	3,0	131,0	132,0	17,6	29424EX
215	171	19	55	28	76	170	195	2,0	–	–	9,45	29326E
197,4	165,8	36,8	52,7	28	76	170	195	2,0	136,0	138,0	8,82	29326EX
255	189	31	81	41	81	195	225	3,0	–	–	23,5	29426E
236,4	181	56	75	41	81	195	225	3,0	141,5	143,0	22,3	29426EX
230	183	20	57	29	82	185	205	2,0	–	–	11,2	29328E
218,4	179	38,5	54,8	29	82	185	205	2,0	147,5	149,0	10,5	29328EX
268	199	31	81	41	86	205	235	3,0	–	–	24,6	29428E
246	196	53,6	74,4	41	86	205	235	3,0	153,0	160,0	22,8	29428EX
208	178	14	37	19	82	179	196	1,5	–	–	4,60	29230E
240	194	20	57	29	87	195	215	2,0	–	–	11,7	29330E
285	214	32	86	44	92	220	250	3,0	–	–	29,6	29430E
264,4	207,5	58,5	80,8	44	92	220	250	3,0	163,0	169,0	27,8	29430EX
219	188	14	37	19	85	189	206	1,5	–	–	4,70	29232E
260	208	23	64	32	92	210	235	2,5	–	–	15,5	29332E
243,4	199,8	44	61,4	32	92	210	235	2,5	166,0	174,0	14,5	29332EX
306	229	34	91	45	99	230	265	4,0	–	–	35,9	29432E
283,8	222	62,5	85,7	45	99	230	265	4,0	174,5	181,0	33,4	29432EX
233	198	15	40	20	92	201	218	1,5	–	–	6,00	29234E
270	216	23	64	32	96	220	245	2,5	–	–	16,3	29334E
324	243	37	99	50	104	245	285	4,0	–	–	44,0	29434E
243	208	15	40	21	95	211	228	1,5	–	–	6,30	29236E
290	232	25	69	35	103	235	260	2,5	–	–	20,7	29336E
342	255	39	105	52	110	260	300	4,0	–	–	52,2	29436E

## Oynak Makaralı Eksenel Rulmanlar

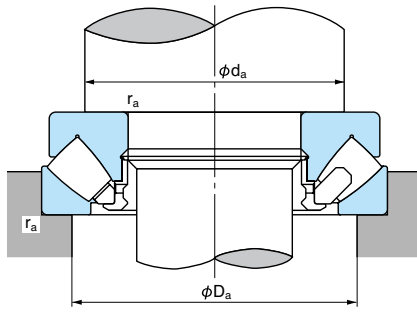
Delik Çapı: 190 ~ 530 mm



1N=0,102kgf

Sınır büyüklükleri (mm)				Rulman No.	Temel dinamik yük değeri Ca (N)	Temel statik yük değeri Coa (N)	Sınır hızı (dak <sup>-1</sup> )	
d	D	T	r (min.)				Gres ile yağlanan	Yağ ile yağlanan
190	270	48	2	29238E	540000	2300000	-	1800
	320	78	4	29338E	1170000	4550000	-	1100
	380	115	5	29438E	2120000	7750000	-	800
200	280	48	2	29240E	550000	2410000	-	1800
	340	85	4	29340E	1350000	5250000	-	1000
	400	122	5	29440E	2350000	8450000	-	740
220	300	48	2	29244E	595000	2750000	-	1600
	360	85	4	29344E	1410000	5750000	-	1000
	420	122	6	29444E	2410000	8950000	-	720
240	340	60	2,1	29248E	890000	4000000	-	1300
	380	85	4	29348E	1410000	5850000	-	980
	440	122	6	29448E	2480000	9450000	-	720
260	360	60	2,1	29252E	915000	4250000	-	1300
	420	95	5	29352E	1810000	7500000	-	860
	480	132	6	29452E	2940000	11600000	-	640
280	380	60	2,1	29256E	935000	4500000	-	1200
	440	95	5	29356E	1850000	7950000	-	840
	520	145	6	29456E	3450000	13500000	-	580
300	420	73	3	29260E	1220000	5850000	-	1000
	480	109	5	29360E	2310000	10000000	-	720
	540	145	6	29460E	3650000	14800000	-	540
320	440	73	3	29264E	1270000	6150000	-	980
	500	109	5	29364E	2370000	10600000	-	720
	580	155	7,5	29464E	4050000	16800000	-	480
340	460	73	3	29268E	1290000	6350000	-	950
	540	122	5	29368E	2850000	12400000	-	630
	620	170	7,5	29468E	4750000	19300000	-	430
360	500	85	4	29272E	1650000	8050000	-	830
	560	122	5	29372E	2900000	12900000	-	600
	640	170	7,5	29472E	4900000	20500000	-	410
380	520	85	4	29276E	1780000	8800000	-	800
	600	132	6	29376E	3400000	15300000	-	540
	670	175	7,5	29476E	5200000	22000000	-	400
400	540	85	4	29280E	1840000	9250000	-	800
	620	132	6	29380E	3550000	16300000	-	530
	710	185	7,5	29480E	5850000	25000000	-	360
420	580	95	5	29284E	2260000	11300000	-	700
	650	140	6	29384E	3900000	17900000	-	480
	730	185	7,5	29484E	6050000	26000000	-	360
440	600	95	5	29288E	2290000	11800000	-	660
	680	145	6	29388E	4050000	19000000	-	450
	780	206	9,5	29488E	6950000	30000000	-	300
460	620	95	5	29292E	2290000	11900000	-	660
	710	150	6	29392E	4600000	21700000	-	430
	800	206	9,5	29492E	7150000	31500000	-	290
480	650	103	5	29296E	2530000	13200000	-	600
	730	150	6	29396E	4630000	21900000	-	410
	850	224	9,5	29496E	8250000	36000000	-	260
500	670	103	5	292/500E	2590000	13800000	-	600
	750	150	6	293/500E	4700000	22600000	-	410
	870	224	9,5	294/500E	8250000	35000000	-	250
530	710	109	5	292/530E	2820000	15100000	-	540

Not: Ağır yüklü uygulamalar için da'nın mil rondela muhafazasını taşıyabilecek büyüklükte olması gerekmektedir.



- Dinamik denk eksenel yük  
 $P_a = F_a + 1,2F_r$
  - Statik denk eksenel yük  
 $P_{0a} = F_a + 2,7F_r$
- burada,  $F_a$  : Eksenel yük  
 $F_r$  : Radyal yük

Ancak, mutlaka  $\frac{F_r}{F_a} \leq 0,55$

ve  $F_r/F_a \leq 0,55$  olmalıdır.

Referans Büyüklükleri (mm)						Mesnet ve pervaz büyüklükleri (mm)			Ara halka büyüklükleri (mm)		Kütle (kg) (Referans)	Rulman No.
$d_i$	$D_i$	B	$B_1$	C	A	$d_a$ (min.)	$D_a$ (maks.)	$r_a$ (maks.)	$db_1$ (maks.)	$db_2$ (maks.)		
262	223	15	45	24	104	225	245	2,0	-	-	8,50	29238E
308	246	27	74	38	110	250	275	3,0	-	-	25,5	29338E
360	271	41	111	55	117	275	320	4,0	-	-	61,4	29438E
271	236	15	45	24	108	235	255	2,0	-	-	9,08	29240E
325	261	29	81	41	116	265	295	3,0	-	-	32,0	29340E
380	286	43	117	59	122	290	335	4,0	-	-	73,0	29440E
292	254	15	45	24	117	260	275	2,0	-	-	9,84	29244E
345	280	29	81	41	125	285	315	3,0	-	-	34,5	29344E
400	308	43	117	58	132	310	355	5,0	-	-	74,2	29444E
330	283	19	57	30	130	285	305	2,0	-	-	17,1	29248E
365	300	29	81	41	135	300	330	3,0	-	-	36,3	29348E
420	326	43	117	59	142	330	375	5,0	-	-	83,0	29448E
350	302	19	57	30	139	305	325	2,0	-	-	18,5	29252E
405	329	32	91	45	148	330	365	4,0	-	-	51,5	29352E
460	357	48	127	64	154	360	405	5,0	-	-	106	29452E
370	323	19	57	30	150	325	345	2,0	-	-	19,5	29256E
423	348	32	91	46	158	350	390	4,0	-	-	54,0	29356E
495	387	52	140	68	166	390	440	5,0	-	-	137	29456E
405	353	21	69	38	162	355	380	2,5	-	-	31,0	29260E
460	379	37	105	50	168	380	420	4,0	-	-	75,4	29360E
515	402	52	140	70	175	410	460	5,0	-	-	146	29460E
430	372	21	69	38	172	375	400	2,5	-	-	32,8	29264E
482	399	37	105	53	180	400	440	4,0	-	-	80,0	29364E
555	435	55	149	75	191	435	495	6,0	-	-	179	29464E
445	395	21	69	37	183	395	420	2,5	-	-	34,5	29268E
520	428	41	117	59	192	430	470	4,0	-	-	106	29368E
590	462	61	164	82	201	465	530	6,0	-	-	228	29468E
485	423	25	81	44	194	420	455	3,0	-	-	50,4	29272E
540	448	41	117	59	202	450	495	4,0	-	-	111	29372E
610	480	61	164	82	210	485	550	6,0	-	-	234	29472E
505	441	27	81	42	202	440	475	3,0	-	-	52,8	29276E
580	477	44	127	63	216	480	525	5,0	-	-	140	29376E
640	504	63	168	85	230	510	575	6,0	-	-	263	29476E
526	460	27	81	42	212	460	490	3,0	-	-	55,1	29280E
596	494	44	127	64	225	500	550	5,0	-	-	146	29380E
680	534	67	178	89	236	540	610	6,0	-	-	314	29480E
564	489	30	91	46	225	490	525	4,0	-	-	74,9	29284E
626	520	48	135	68	235	525	575	5,0	-	-	170	29384E
700	556	67	178	89	244	560	630	6,0	-	-	325	29484E
585	508	30	91	49	235	510	545	4,0	-	-	79,0	29288E
655	548	49	140	70	245	550	600	5,0	-	-	192	29388E
745	588	74	199	100	260	595	670	8,0	-	-	421	29488E
605	530	30	91	46	245	530	570	4,0	-	-	80,9	29292E
685	567	51	144	72	257	575	630	5,0	-	-	216	29392E
765	608	74	199	100	272	615	690	8,0	-	-	435	29492E
635	556	33	99	55	259	555	595	4,0	-	-	97,5	29296E
705	590	51	144	72	270	595	650	5,0	-	-	224	29396E
810	638	81	216	108	280	645	730	8,0	-	-	543	29496E
654	574	33	99	55	268	575	615	4,0	-	-	101	292/500E
725	611	51	144	74	280	615	670	5,0	-	-	231	293/500E
830	661	81	216	107	290	670	750	8,0	-	-	559	294/500E
692	612	35	105	57	288	615	653	4,0	-	-	106	292/530E

# NACHI-FUJIKOSHI CORP.

URL: <http://www.nachi-fujikoshi.co.jp>  
E-mail: [webmaster@nachi-fujikoshi.co.jp](mailto:webmaster@nachi-fujikoshi.co.jp)

**Tokyo Head Office** : Shiodome Sumitomo Bldg. 17F 1-9-2 Higashi-shinbashi, Minato-ku, Tokyo 105-0021, Japan  
Phone: +81-(0)3-5568-5111 Fax: +81-(0)3-5568-5206

**Toyama Head Office** : 1-1-1 Fujikoshi-Honmachi, Toyama, Japan 930-8511 Phone: +81-(0)76-423-5111 Fax: +81-(0)76-493-5211

## Denizaşırı Satıcı Firmalar

### AMERİKA

#### ● NACHI AMERICA

##### INC. HEADQUARTERS

17500 Twenty-Three Mile Road, Macomb, Michigan, 48044, U.S.A.  
Phone: +1-586-226-5151 Fax: +1-888-383-8665  
URL: <http://www.nachi.com/>

##### INDIANA BRANCH

715 Pushville Road, Greenwood, Indiana, 46143, U.S.A.  
Phone: +1-317-535-5527 Fax: +1-317-535-3659

##### WEST COAST BRANCH

12652 E. Alondra Blvd. Cerritos, California, 90703, U.S.A.  
Phone: +1-562-802-0055 Fax: +1-562-802-2455

##### MIAMI BRANCH - LATIN AMERICA DIV.

2315 N.W. 107th Ave., Doral, Florida, 33172, U.S.A.  
Phone: +1-305-591-0054/0059/2604  
Fax: +1-305-591-3110

##### ATLANTA SALES OFFICE

Six Concourse Parkway, Suite 2995 Atlanta, GA 30328, U.S.A.  
Phone: +1-770-393-0270 Fax: +1-770-393-0271

##### ● NACHI ROBOTIC SYSTEMS INC.

22285 Roethel Drive, Novi, Michigan, 48375, U.S.A.  
Phone: +1-248-305-6545 Fax: +1-248-305-6542  
URL: <http://www.nachirobotics.com/>

##### KENTUCKY SERVICE CENTER

116 Collision Center Drive, Suite-1, Frankfort, KY 40601, U.S.A.  
Phone: +1-502-695-4816 Fax: +1-502-695-4818

##### ● NACHI CANADA INC.

89 Courtland Ave., Unit No.2, Concord, Ontario, L4K 3T4, CANADA  
Phone: +1-905-660-0088 Fax: +1-905-660-1146  
URL: <http://www.nachicanada.com/>

##### ● NACHI MEXICANA, S.A. DE C.V.

Gral. Mariano Arista No.54, Local 5, Col. Argentina C.P. 11230, Mexico D.F. MEXICO  
Phone: +52-55-5386-1396 Fax: +52-55-5386-1336

### AVRUPA

#### ● NACHI EUROPE GmbH

Bischofstrasse 99, 47809, Krefeld, GERMANY  
Phone: +49-(0)2151-65046-0  
Fax: +49-(0)2151-65046-90  
URL: <http://www.nachi.de/>

## Denizaşırı Üretici Firmalar

### AMERİKA

#### ● NACHI TECHNOLOGY INC.

713 Pushville Road, Greenwood, Indiana, 37008, U.S.A.  
Phone: +1-317-535-5000  
Fax: +1-317-535-8484  
URL: <http://nachtech.com/>

#### ● NACHI MACHINING TECHNOLOGY CO.

17500 Twenty-three Mile Road, Macomb, Michigan, 48044, U.S.A.  
Phone: +1-586-263-0100  
Fax: +1-586-263-4571  
URL: <http://www.nachimtc.com/>

#### ● NACHI BRASIL LTDA.

Avenida João XX III, No.2330, Jardim São Pedro, Mogi das Cruzes, S.P., BRAZIL, CEP 08830-000  
Phone: +55-11-4793-8800  
Fax: +55-11-4793-8870  
URL: <http://www.nachi.com.br/>

#### SPAIN BRANCH

Av. Alberto Alcocer 28, 1-A, 28036, Madrid, SPAIN  
Phone: +34-(0)91-302-6440  
Fax: +34-(0)91-383-9486

#### BARCELONA OFFICE

Josep Tarradellas, 58, 1-5, 08029 Barcelona, SPAIN  
Phone: +34-(0)93-430-6247  
Fax: +34-(0)93-419-0897

#### BILBAO OFFICE

Gran Via 44, 7-D, 48011 Bilbao, SPAIN  
Phone: +34-(0)94-443-7319  
Fax: +34-(0)94-410-5263

#### CZECH BRANCH

Mostni 73, Kolín 4, 28002, CZECH  
Phone: +420-321-710-200  
Fax: +420-321-710-200

#### U.K. BRANCH

Unit 7, Junction Six Industrial Estate, Electric Avenue, Birmingham B6 7JJ, U.K.  
Phone: +44-(0)121-250-1890  
Fax: +44-(0)121-250-1899  
URL: <http://www.nachi.co.uk/>

#### ● NACHI-FUJIKOSHI CORP.

##### ITALY REPRESENTATIVE OFFICE

Via delle Lame 75, 3 piano-interno 8  
40122, Bologna, ITALY  
Phone: +39-051-649-4808  
Fax: +39-051-528-2149

### ASYA ve OKYANUSYA

#### ● NACHI-FUJIKOSHI CORP.

##### THAILAND REPRESENTATIVE OFFICE

Chai-ho Wongwaiwat Bldg. 889 Srinakarin Road, Samutprakam, THAILAND 10270  
Phone: +66-2-748-7322~4  
Fax: +66-2-748-7325

#### ● NACHI SINGAPORE PTE. LTD.

No.2 Joo Koon Way, Jurong Town, Singapore 628943, SINGAPORE  
Phone: +65-65587393 Fax: +65-65587371

#### VIETNAM OFFICE

Room 1608, 16/F Saigon Tower 29 Le Duan Street, District 1, Ho Chi Minh City, VIETNAM  
Phone: +84-8-823-6299  
Fax: +84-8-823-6288

### AVRUPA

#### ● NACHI INDUSTRIAL, S.A.

Pol. Industrial, El Montalvo, Parc. 74 37008, Salamanca, SPAIN  
Phone: +34-(0)923-190516  
Fax: +34-(0)923-194320

#### ● NACHI CZECH S.R.O

Prumyslova 2732, 44001 Louny, CZECH  
Phone: +420-415-930-630  
Fax: +420-415-930-940

### ASYA ve OKYANUSYA

#### ● NACHI INDUSTRIES PTE. LTD.

No.2 Joo Koon Way, Jurong Town, Singapore 628943, SINGAPORE  
Phone: +65-68613944  
Fax: +65-68611153  
URL: <http://www.nachinip.com.sg/>

#### ● NACHI TECHNOLOGY (THAILAND) CO., LTD.

3/16 M, 2, Rojana Industrial Estate Nongbua, Ban Khai, Rayong, 21120, THAILAND  
Phone: +66-38-961-682  
Fax: +66-38-961-683

#### ● FUJIKOSHI-NACHI (MALAYSIA) SDN. BHD.

No.17, Jalan USJ 21/3, 47630 UEP Subang Jaya, Selangor Darul Ehsan, MALAYSIA  
Phone: +60-(0)3-80247900  
Fax: +60-(0)3-80235884

#### ● P.T.NACHI INDONESIA

Jl.H.R.Fasuna Said Kav.X-O Kuningan, Jakarta 12950, INDONESIA  
Phone: +62-012-527-2841 Fax: +62-021-527-3029

#### ● NACHI PILIPINAS INDUSTRIES, INC.

1st Avenue, Manalac Compound, Sta. Maria Industrial Estate, Bagumbayan, Taguig, Metro Manila, PHILIPPINES  
Phone: +63-(0)2-838-3620  
Fax: +63-(0)2-838-3623

#### MANILA OFFICE

Km23 East Service Road, Capang Muntinlupa, City Metro Manila, PHILIPPINES  
Phone: +63-(0)2-850-0864  
Fax: +63-(0)2-850-0864

#### ● 那智不二越 (上海) 贸易有限公司

##### NACHI (Shanghai) CO.,LTD.

Rm No.1602, Ocean Towers No. 550, Yanan Road .E. Huangpu District, Shanghai, CHINA  
Post Code 200001  
Phone: +86-(0)21-6360-3680  
Fax: +86-(0)21-6360-3682

#### ● NACHI-FUJIKOSHI CORP.

##### TAIPEI REPRESENTATIVE OFFICE

3F No.276, Sec3, Chung Ching N.Road, Taipei, TAIWAN  
Phone: +886-(0)2-2596-0118  
Fax: +886-(0)2-2596-5346

#### ● NACHI-FUJIKOSHI CORP.

##### KOREA REPRESENTATIVE OFFICE

2F Dongsan Bldg. 276-4, Sungsu 2GA-3DONG Sungdong-Ku. Seoul 133-123, KOREA  
Phone: +82-(0)2-469-2254  
Fax: +82-(0)2-469-2264

#### ● NACHI (AUSTRALIA) PTY. LTD.

Unit 1, 23-29 South Street, Rydalmere, N.S.W, 2116, AUSTRALIA  
Phone: +61-(0)2-9898-1511  
Fax: +61-(0)2-9898-1678  
URL: <http://www.nachi.com.au/>

#### ● 建越工業股份有限公司

##### NACHI C.Y. CORP.

No.109, Kao Young North Rd, Lung-Tan Hsin, Tao-Yuan Hsien, TAIWAN  
Phone: +886-(0)3-471-7651  
Fax: +886-(0)3-471-8402

#### ● 东莞建越精密轴承有限公司

##### DONGGUAN NACHI C.Y. CORPORATION

Dangyong Village, Hongmei Town Dongguan City, Guangdong, CHINA  
Phone: +86-(0)769-8843-1300  
Fax: +86-(0)769-8843-1330

#### ● 대성나찌 유압공업(주)

##### DAESUNG-NACHI HYDRAULICS CO., LTD.

289-22, Yousan-Dong, Yangsan-Si Kyungnam 626-800, KOREA  
Phone: +82-(0)55-385-7891~3  
Fax: +82-(0)55-384-3270

#### ● 上海不二越精密轴承有限公司

##### SHANGHAI NACHI BEARINGS CO.,LTD.

258, Fengmao Rd. Malu Town, Jiading, Shanghai, CHINA  
Phone: +86-(0)21-6915-6200  
Fax: +86-(0)21-6915-6202

CATALOG NO.

B1032TUR

Printed in Germany 2006.10.ALAYA